

# SERIES QR1 PNEUMATIC FITTINGS INCH AND METRIC PUSH-IN TYPE

**Pneumatics**  
It's that easy



# Series QR1 Pneumatic Fittings

## Inch and Metric Push-in Type

### Complete fittings program

#### Wide variety of sizes and styles - loaded with features

The AVENTICS Series QR1 compressed air fittings allow quick installation and easy reconfiguration of pneumatic systems having inch tubing/NPT threads and metric tubing/ISO-G(BSPP) threads. The user-friendly oval release rings allow the user to comfortably and quickly release the tubing from the push-lock connection by providing more surface area, unlike traditional round release rings. QR1 fittings come in standard and mini sizes, plus function fittings such as ball valves, check valves, flow controls, etc. They feature premium materials such as nickel-plated brass threads, and a stainless steel internal locking mechanism.



#### Lengthy features list:

- Oval release ring for easy removal of tubing
- Light weight, space-saving, polymer design, inherit corrosion resistance
- Nickel-plated brass threads
- Stainless steel tube locking mechanism
- Thread sealant on NPT threads, face seal on ISO-G threads
- Optimum sealing with captive o-ring
- Standard series for 10-32UNF to 1/8" NPT (M3 to G1/8) and 1/8" to 1/4" tubing (3 to 6mm) - great for use with AVENTICS small handling components
- Function fittings for 1/8" to 1/2" NPT (G1/8 to G1/2) and 5/32" to 1/2" tubing (3mm to 12mm)
- Inch and metric tubing offering
- Choose from straights, elbows, tees, Y's, X's, manifolds, bulkheads, plugs, reducers, unions, caps, etc.



Focused  
Delivery  
Program

Many styles and sizes of Series QR1 fittings are included in the AVENTICS Quick Ship focused delivery program. For details on the program and the part numbers included, visit [www.aventics.com/us/QuickShipQR1](http://www.aventics.com/us/QuickShipQR1)

| <b>Inch Section</b>   | <b>Page</b> |
|---|-------------|
| Plastic fittings, QR1 standard - Inch .....                       | 2           |
| Plastic fittings, QR1 mini - Inch .....                           | 26          |
| Function fittings, QR1 - Inch .....                               | 39          |
| Plastic tubing, Inch, PUR Polyurethane .....                      | 53          |
| Silencers, Inch.....  | 53          |
| Adapter Fittings Metric to Inch/Common Pipe Fittings .....        | 54          |
| <br>  |             |
| <b>Metric Section</b>   |             |
| Plastic fittings, QR1 standard - Metric .....                     | 55          |
| Plastic fittings, QR1 mini - Metric .....                         | 90          |
| Function fittings, QR1 - Metric .....                             | 103         |
| Plastic tubing, Metric, PUR Polyurethane TU1 series .....         | 120         |
| Plastic tubing, Metric, PA Polyamide (Nylon) TU1 series .....     | 121         |
| Plastic tubing, Metric, TEF Teflon TU1 series.....                | 123         |
| Plastic tubing, Metric, PUR Polyurethane TU2 series .....         | 123         |
| Plastic tubing, Metric, Spiral PA Polyamide (Nylon) TU3 series .. | 124         |
| Plastic tubing, T clips.....                                      | 124         |
| Plastic tubing, multiple clamping strips/tubing cutters .....     | 125         |
| Silencers, Metric, polyethylene.....                              | 126         |
| Silencers, Metric, sintered bronze .....                          | 127         |
| <br>  |             |
| <b>QR1 Fittings Code Identification.....</b>                      | <b>128</b>  |

Note: “Pack quantity” listed is the package size, order quantities must be in package size multiples.

# Plastic fittings, series QR1-Inch Standard



Products

★ Technical Data

See page 5



▲ Accessories

▲ ★ Straight male, series QR1-RPN

See page 6



▲ ★ Straight female, series QR1-RAI

See page 6



▲ ★ Bulkhead gland, series QR1-RSI

See page 7



▲ ★ Male stand pipe, series QR1-RAS

See page 7



▲ ★ Male elbow, series QR1-RVT

See page 8



▲ ★ Male extended elbow, series QR1-RVL

See page 8



▲ ★ Female elbow, series QR1-RVI

See page 9



▲ ★ 45° elbow, series QR1-RAT

See page 9



▲ ★ Single banjo, Serie QR1-RW1

See page 10



▲ ★ Double banjo, series QR1-RWD

See page 11



▲ ★ Single banjo with internal thread, series QR1-RIW

See page 11



▲ ★ Double banjo with internal thread, series QR1-RID

See page 12



# Plastic fittings, series QR1-Inch Standard

AVENTICS®

## ▲ Accessories

### ▲ ★ Reducing manifold, series QR1-RMG

See page 12



### ▲ ★ Male branch TEE, series QR1-RTT

See page 13



### ▲ ★ Male run TEE, series QR1-RLT

See page 14



### ▲ ★ Y-fitting, series QR1-RAY

See page 15



### ▲ ★ Straight union connector, series QR1-RSK

See page 16



### ▲ ★ Reducing union, series QR1-RSR

See page 16



### ▲ ● Bulkhead union, series QR1-RSM

See page 17



### ▲ ★ Elbow union, series QR1-RVK

See page 17



### ▲ ★ Triple reducing manifold, series QRT-RMT

See page 18



### ▲ ★ Tube to tube TEE, series QR1-RTK & RTR(reducing)

See page 18



### ▲ ★ Tube to tube Y, series QR1-RYK

See page 19



### ▲ ★ Reducing Y, series QR1-RYR

See page 20



### ▲ ★ Cross union, series QR1-RXS

See page 20



### ▲ ★ Straight push-in reducer, series QR1-RED

See page 21



### ▲ ★ Push-in elbow, series QR1-RVA

See page 21



### ▲ ★ Extended push-in elbow, series QR1-RLL

See page 22



### ▲ ★ Push-in 45° elbow, series QR1-RVW

See page 22



### ▲ ★ Triple push-in reducing manifold, series QR1-RMS

See page 23



# Plastic fittings, series QR1-Inch Standard



---

## ▲ Accessories

---

---

### ▲ ★ Push-in Y, series QR1-RY2

See page 23



---

### ▲ ★ Push-in reducing Y, series QR1-R2R

See page 24



---

### ▲ ★ Blanking cap, series QR1-RCA

See page 24



---

### ▲ ★ Blanking plug, series QR1-RBS

See page 25



---

### ▲ ★ Male connector, series QR1-RDS

See page 25



---

### ▲ ★ Male connector, reducing, series QR1-RDR

See page 25



# Plastic fittings, series QR1-Inch

Technical Data (standard and mini)



## Technical Data

Working pressure Vacuum, -14 to 145 psi  
 Temperature range 32 °F to +140 °F

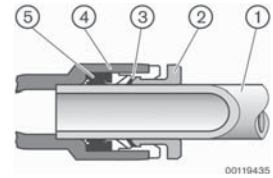


## Application area

For compressed air and vacuum

## Technical Information, Material

1. Compressed air hose - (PU, PA, PE) size based on the outside diameter
2. Release ring - POM
3. Tooth lock release - 301 stainless steel
4. Housing - Polybutylene terephthalate (PBT)
5. Form ring - Buna-N



Thread - NPT to ANSI B1. 20.1, Teflon coated, electroless nickel-plated brass

## Assembly and disconnection (compressed air hoses)

Always cut the compressed air hose at right angles.  
 The assembly and disassembly is carried out without any additional tools.  
 Reliable connections due to defined center of pressure.  
 Easy disassembly with oval release ring.

| Dimension Ø | PU (Polyurethane) | PA (Polyamide) |
|-------------|-------------------|----------------|
| 1/8"        | ± 0.004"          | ± 0.003"       |
| 5/32"       | ± 0.004"          | ± 0.003"       |
| 1/4"        | ± 0.005"          | ± 0.004"       |
| 5/16"       | ± 0.006"          | ± 0.005"       |
| 3/8"        | ± 0.006"          | ± 0.005"       |
| 1/2"        | ± 0.006"          | ± 0.006"       |

For PE (Polyethylene), all sizes +/- 0.004"

## Assembly and Disconnection (push-in fitting)

Interchangeability between the QR1 (plastic) and QR2 (metal) series  
 QR2 blanking plugs and threaded connectors may not be combined with the QR1 series for safety and reliability.



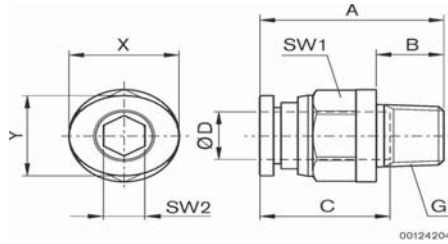
| Thread size   |        | 10-32 UNF | NPT 1/8 | NPT 1/4 | NPT 3/8 | NPT 1/2 |
|---------------|--------|-----------|---------|---------|---------|---------|
| Recom. Torque | kgf/cm | 15-19     | 70-90   | 120-140 | 220-240 | 280-300 |
|               | in lb  | 13-16     | 62-80   | 106-124 | 195-212 | 248-265 |

# Plastic fittings, series QR1-Inch Standard

10-32 UNF – 1/2" NPTF, straight fitting for Ø 5/32" to 1/2" tube




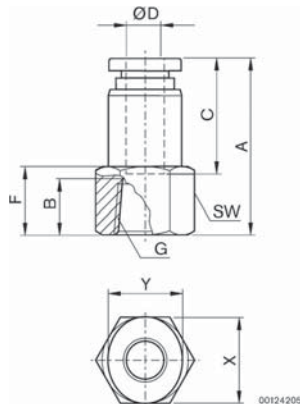
## ★ Straight male, series QR1-RPN



| G         | Ø D  | A     | B     | C     | SW1   | SW2   | X     | Y     | Weight [lbs.] | Per Pack | Part no.   |
|-----------|------|-------|-------|-------|-------|-------|-------|-------|---------------|----------|------------|
| 10-32 UNF | 5/32 | 0.867 | 0.158 | 0.630 | 7/16  | 0.094 | 0.473 | 0.394 | 0.02          | 10       | R432000139 |
| 10-32 UNF | 1/4  | 0.985 | 0.158 | 0.670 | 1/2   | 0.094 | 0.552 | 0.473 | 0.03          | 10       | R432000126 |
| NPT1/8    | 5/32 | 0.867 | 0.315 | 0.630 | 7/16  | 0.094 | 0.473 | 0.394 | 0.02          | 10       | R432000141 |
| NPT 1/8   | 1/4  | 0.926 | 0.315 | 0.670 | 1/2   | 0.156 | 0.552 | 0.473 | 0.02          | 10       | R432000128 |
| NPT 1/8   | 5/16 | 1.139 | 0.315 | 0.729 | 9/16  | 0.188 | 0.630 | 0.394 | 0.04          | 10       | R432000137 |
| NPT 1/8   | 3/8  | 1.240 | 0.315 | 0.830 | 11/16 | 0.187 | 0.750 | 0.670 | 0.06          | 10       | R432002636 |
| NPT 1/4   | 5/32 | 0.867 | 0.433 | 0.630 | 9/16  | 0.094 | 0.473 | 0.394 | 0.03          | 10       | R432000140 |
| NPT 1/4   | 1/4  | 1.004 | 0.433 | 0.670 | 9/16  | 0.157 | 0.552 | 0.473 | 0.04          | 10       | R432000127 |
| NPT 1/4   | 5/16 | 1.080 | 0.433 | 0.729 | 9/16  | 0.219 | 0.630 | 0.473 | 0.04          | 10       | R432000136 |
| NPT 1/4   | 3/8  | 1.375 | 0.433 | 0.827 | 11/16 | 0.219 | 0.749 | 0.827 | 0.07          | 10       | R432000133 |
| NPT 1/4   | 1/2  | 1.182 | 0.433 | 0.887 | 7/8   | 0.25  | 0.906 | 0.670 | 0.09          | 10       | R432000124 |
| NPT3/8    | 1/4  | 0.985 | 0.473 | 0.670 | 11/16 | 0.156 | 0.552 | 0.473 | 0.05          | 10       | R432000129 |
| NPT 3/8   | 5/16 | 1.013 | 0.473 | 0.729 | 11/16 | 0.219 | 0.630 | 0.552 | 0.06          | 10       | R432000138 |
| NPT 3/8   | 3/8  | 1.202 | 0.473 | 0.827 | 11/16 | 0.313 | 0.749 | 0.669 | 0.06          | 10       | R432000134 |
| NPT3/8    | 1/2  | 1.281 | 0.473 | 0.887 | 7/8   | 0.313 | 0.906 | 0.827 | 0.09          | 10       | R432000125 |
| NPT 1/2   | 5/16 | 1.103 | 0.591 | 0.729 | 7/8   | 0.219 | 0.630 | 0.670 | 0.11          | 10       | R432000135 |
| NPT 1/2   | 3/8  | 1.182 | 0.591 | 0.827 | 7/8   | 0.313 | 0.749 | 0.669 | 0.11          | 10       | R432000132 |
| NPT 1/2   | 1/2  | 1.360 | 0.591 | 0.887 | 7/8   | 0.313 | 0.906 | 0.906 | 0.11          | 5        | R432000123 |

Dimensions in inches

## ★ Straight female, series QR1-RAI



| G       | Ø D  | A     | B     | F     | C     | SW    | Y     | X     | Weight [lbs] | Per Pack | Part no.   |
|---------|------|-------|-------|-------|-------|-------|-------|-------|--------------|----------|------------|
| NPT 1/8 | 5/32 | 1.009 | 0.355 | 0.433 | 0.63  | 9/16  | 0.394 | 0.473 | 0.03         | 10       | R432000030 |
| NPT 1/8 | 1/4  | 1.06  | 0.355 | 0.394 | 0.67  | 9/16  | 0.473 | 0.551 | 0.03         | 10       | R432000020 |
| NPT 1/8 | 5/16 | 1.126 | 0.355 | 0.473 | 0.729 | 9/16  | 0.552 | 0.63  | 0.04         | 10       | R432000027 |
| NPT 1/4 | 5/32 | 1.127 | 0.473 | 0.552 | 0.63  | 11/16 | 0.394 | 0.473 | 0.05         | 10       | R432000029 |
| NPT 1/4 | 1/4  | 1.178 | 0.473 | 0.552 | 0.67  | 11/16 | 0.473 | 0.551 | 0.05         | 10       | R432000019 |
| NPT 1/4 | 5/16 | 1.233 | 0.473 | 0.591 | 0.729 | 11/16 | 0.552 | 0.63  | 0.06         | 10       | R432000026 |
| NPT 1/4 | 3/8  | 1.336 | 0.473 | 0.512 | 0.827 | 11/16 | 0.67  | 0.749 | 0.07         | 10       | R432000023 |
| NPT 1/4 | 1/2  | 1.434 | 0.473 | 0.512 | 0.887 | 7/8   | 0.827 | 0.906 | 0.12         | 10       | R432000017 |
| NPT 3/8 | 1/4  | 1.229 | 0.512 | 0.591 | 0.67  | 7/8   | 0.473 | 0.551 | 0.08         | 10       | R432000021 |
| NPT 3/8 | 5/16 | 1.281 | 0.512 | 0.63  | 0.729 | 7/8   | 0.552 | 0.63  | 0.09         | 10       | R432000028 |
| NPT 3/8 | 3/8  | 1.375 | 0.512 | 0.591 | 0.827 | 7/8   | 0.67  | 0.749 | 0.1          | 10       | R432000024 |
| NPT 3/8 | 1/2  | 1.474 | 0.512 | 0.552 | 0.887 | 7/8   | 0.827 | 0.906 | 0.13         | 10       | R432000018 |
| NPT 1/2 | 5/16 | 1.399 | 0.63  | 0.749 | 0.729 | 7/8   | 0.552 | 0.63  | 0.12         | 10       | R432000025 |
| NPT 1/2 | 3/8  | 1.556 | 0.63  | 0.749 | 0.827 | 7/8   | 0.67  | 0.749 | 0.12         | 10       | R432000022 |
| NPT 1/2 | 1/2  | 1.556 | 0.63  | 0.749 | 0.887 | 7/8   | 0.827 | 0.906 | 0.14         | 10       | R432000016 |

Dimensions in inches


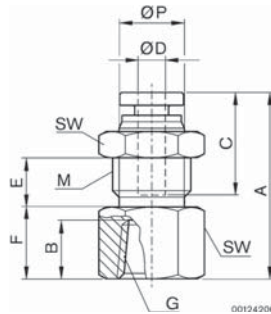


# Plastic fittings, series QR1-Inch Standard

10-32 UNF – 1/2" NPTF, straight fitting for Ø 5/32" to 1/2" tube



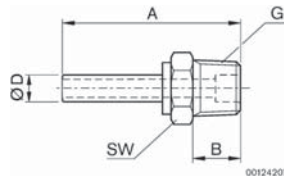
## ▲ ★ Bulkhead gland, series QR1-RSI



| G       | Ø D  | M        | A     | B     | C     | E     | F     | SW    | Ø P   | Weight [lbs] | Per Pack | Part no.   |
|---------|------|----------|-------|-------|-------|-------|-------|-------|-------|--------------|----------|------------|
| NPT 1/8 | 1/4  | UNF 9/16 | 1.084 | 0.355 | 0.67  | 0.251 | 0.351 | 11/16 | 0.473 | 0.06         | 10       | R432000144 |
| NPT 1/4 | 1/4  | UNF 9/16 | 1.261 | 0.473 | 0.67  | 0.251 | 0.532 | 11/16 | 0.473 | 0.07         | 10       | R432000143 |
| NPT 1/4 | 5/16 | UNF 5/8  | 1.414 | 0.473 | 0.729 | 0.325 | 0.552 | 3/4   | 0.552 | 0.09         | 10       | R432000147 |
| NPT 1/4 | 3/8  | UNF 7/8  | 1.399 | 0.473 | 0.827 | 0.232 | 0.552 | 1     | 0.67  | 0.13         | 10       | R432000145 |
| NPT 3/8 | 5/16 | UNF 5/8  | 1.454 | 0.512 | 0.729 | 0.325 | 0.591 | 3/4   | 0.552 | 0.08         | 10       | R432000149 |
| NPT 3/8 | 3/8  | UNF 7/8  | 1.438 | 0.512 | 0.827 | 0.232 | 0.591 | 1     | 0.67  | 0.16         | 10       | R432000146 |
| NPT 3/8 | 1/2  | UNF 7/8  | 1.517 | 0.512 | 0.887 | 0.335 | 0.591 | 1     | 0.796 | 0.18         | 10       | R432000142 |

Dimensions in inches

## ▲ ★ Male stand pipe, series QR1-RAS



| G         | Ø D  | A     | B     | SW    | Weight [lbs] | Per Pack | Part no.   |
|-----------|------|-------|-------|-------|--------------|----------|------------|
| 10-32 UNF | 5/32 | 1.454 | 0.158 | 3/8   | 0.01         | 10       | R432000045 |
| 10-32 UNF | 1/4  | 1.651 | 0.158 | 3/8   | 0.03         | 10       | R432000034 |
| NPT 1/8   | 5/32 | 1.3   | 0.315 | 13/32 | 0.01         | 10       | R432000047 |
| NPT 1/8   | 1/4  | 1.497 | 0.315 | 13/32 | 0.04         | 10       | R432000036 |
| NPT 3/8   | 1/4  | 1.655 | 0.473 | 11/16 | 0.05         | 10       | R432000037 |
| NPT 1/4   | 5/32 | 1.418 | 0.433 | 9/16  | 0.03         | 10       | R432000046 |
| NPT 1/4   | 1/4  | 1.615 | 0.433 | 9/16  | 0.05         | 10       | R432000035 |
| NPT 1/4   | 5/16 | 1.694 | 0.433 | 9/16  | 0.06         | 10       | R432000042 |
| NPT 1/4   | 3/8  | 2.167 | 0.433 | 19/32 | 0.05         | 10       | R432000039 |
| NPT 1/4   | 1/2  | 2.443 | 0.433 | 23/32 | 0.07         | 10       | R432000032 |
| NPT 3/8   | 5/16 | 1.734 | 0.473 | 11/16 | 0.07         | 10       | R432000044 |
| NPT 3/8   | 3/8  | 1.931 | 0.473 | 11/16 | 0.06         | 10       | R432000040 |
| NPT 3/8   | 1/2  | 2.399 | 0.473 | 23/32 | 0.08         | 10       | R432000033 |
| NPT 1/2   | 3/8  | 2.049 | 0.591 | 27/32 | 0.08         | 10       | R432000038 |
| NPT 1/2   | 1/2  | 2.246 | 0.591 | 27/32 | 0.1          | 5        | R432000031 |

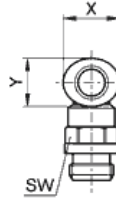
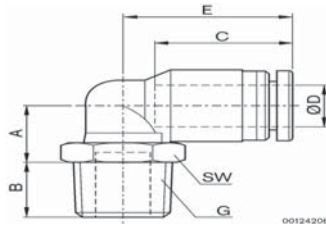
Dimensions in inches

# Plastic fittings, series QR1-Inch Standard

10-32 UNF – 1/2" NPTF, straight fitting for Ø 5/32" to 1/2" tube



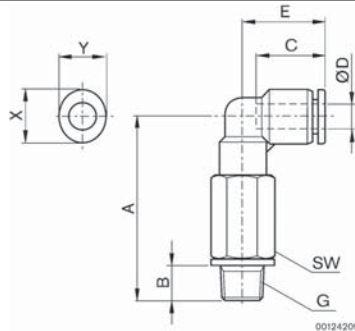
## ★ Male elbow, series QR1-RVT



| G        | Ø D  | A    | B     | C     | E     | SW    | X     | Y     | Weight [lbs] | Per Pack | Part no.   |
|----------|------|------|-------|-------|-------|-------|-------|-------|--------------|----------|------------|
| 10-32UNF | 5/32 | 0.65 | 0.217 | 0.630 | 0.713 | 5/16  | 0.473 | 0.394 | 0.01         | 10       | R432000243 |
| 10-32UNF | 1/4  | 0.69 | 0.217 | 0.670 | 0.812 | 5/16  | 0.552 | 0.473 | 0.02         | 10       | R432000232 |
| NPT 1/8  | 5/32 | 0.65 | 0.315 | 0.630 | 0.713 | 7/16  | 0.473 | 0.394 | 0.03         | 10       | R432000245 |
| NPT 1/8  | 1/4  | 0.67 | 0.315 | 0.670 | 0.812 | 7/16  | 0.552 | 0.473 | 0.03         | 10       | R432000234 |
| NPT 1/8  | 5/16 | 0.75 | 0.315 | 0.729 | 0.894 | 7/16  | 0.630 | 0.552 | 0.04         | 10       | R432000241 |
| NPT 1/8  | 3/8  | 0.94 | 0.310 | 0.830 | 1.026 | 11/16 | 0.670 | 0.750 | 0.07         | 10       | R432002637 |
| NPT 1/4  | 5/32 | 0.65 | 0.433 | 0.630 | 0.713 | 9/16  | 0.473 | 0.394 | 0.04         | 10       | R432000244 |
| NPT 1/4  | 1/4  | 0.71 | 0.433 | 0.670 | 0.812 | 9/16  | 0.552 | 0.473 | 0.05         | 10       | R432000233 |
| NPT 1/4  | 5/16 | 0.79 | 0.433 | 0.729 | 0.894 | 9/16  | 0.630 | 0.552 | 0.05         | 10       | R432000240 |
| NPT 1/4  | 3/8  | 0.94 | 0.433 | 0.827 | 1.028 | 19/32 | 0.749 | 0.670 | 0.07         | 10       | R432000237 |
| NPT 1/4  | 1/2  | 1.02 | 0.433 | 0.887 | 1.154 | 19/32 | 0.906 | 0.827 | 0.10         | 10       | R432000230 |
| NPT 3/8  | 1/4  | 0.75 | 0.473 | 0.670 | 0.812 | 11/16 | 0.552 | 0.473 | 0.07         | 10       | R432000235 |
| NPT 3/8  | 5/16 | 0.79 | 0.473 | 0.729 | 0.894 | 11/16 | 0.630 | 0.552 | 0.07         | 10       | R432000242 |
| NPT 3/8  | 3/8  | 0.94 | 0.473 | 0.827 | 1.028 | 11/16 | 0.749 | 0.670 | 0.09         | 10       | R432000238 |
| NPT 3/8  | 1/2  | 1.02 | 0.473 | 0.887 | 1.154 | 11/16 | 0.906 | 0.827 | 0.11         | 10       | R432000231 |
| NPT 1/2  | 5/16 | 0.83 | 0.591 | 0.729 | 0.894 | 7/8   | 0.630 | 0.552 | 0.11         | 10       | R432000239 |
| NPT 1/2  | 3/8  | 0.94 | 0.591 | 0.827 | 1.028 | 7/8   | 0.749 | 0.670 | 0.12         | 10       | R432000236 |
| NPT 1/2  | 1/2  | 1.02 | 0.591 | 0.887 | 1.154 | 7/8   | 0.906 | 0.827 | 0.13         | 10       | R432000229 |

Dimensions in inches

## ★ Extended male elbow, series QR1-RVL



| G         | Ø D  | A     | B      | C     | E     | SW    | X     | Y     | Weight [lbs] | Per Pack | Part no.   |
|-----------|------|-------|--------|-------|-------|-------|-------|-------|--------------|----------|------------|
| 10-32UNF  | 5/32 | 1.188 | 0.2 17 | 0.630 | 0.713 | 5/16  | 0.473 | 0.394 | 0.04         | 10       | R432000226 |
| 10-32 UNF | 1/4  | 1.236 | 0.2 17 | 0.670 | 0.813 | 5/16  | 0.552 | 0.473 | 0.04         | 10       | R432000215 |
| NPT 1/8   | 5/32 | 1.279 | 0.315  | 0.630 | 0.713 | 7/16  | 0.473 | 0.394 | 0.04         | 10       | R432000228 |
| NPT 1/8   | 1/4  | 1.326 | 0.315  | 0.670 | 0.813 | 7/16  | 0.552 | 0.473 | 0.06         | 10       | R432000217 |
| NPT 1/8   | 5/16 | 1.456 | 0.315  | 0.729 | 0.898 | 7/16  | 0.630 | 0.552 | 0.08         | 10       | R432000224 |
| NPT 1/8   | 3/8  | 1.990 | 0.315  | 0.830 | 1.026 | 11/16 | 0.670 | 0.750 | 0.13         | 10       | R432002638 |
| NPT 1/4   | 5/32 | 1.397 | 0.433  | 0.630 | 0.713 | 9/16  | 0.473 | 0.394 | 0.07         | 10       | R432000227 |
| NPT 1/4   | 1/4  | 1.444 | 0.433  | 0.670 | 0.812 | 9/16  | 0.552 | 0.473 | 0.08         | 10       | R432000216 |
| NPT 1/4   | 5/16 | 1.535 | 0.433  | 0.729 | 0.898 | 9/16  | 0.630 | 0.552 | 0.09         | 10       | R432000223 |
| NPT 1/4   | 3/8  | 1.964 | 0.433  | 0.827 | 1.028 | 19/32 | 0.749 | 0.670 | 0.14         | 10       | R432000220 |
| NPT 1/4   | 1/2  | 2.031 | 0.433  | 0.887 | 1.154 | 19/32 | 0.906 | 0.827 | 0.24         | 10       | R432000213 |
| NPT 3/8   | 1/4  | 1.503 | 0.473  | 0.670 | 0.812 | 11/16 | 0.552 | 0.473 | 0.12         | 10       | R432000218 |
| NPT 3/8   | 5/16 | 1.994 | 0.473  | 0.729 | 0.898 | 11/16 | 0.630 | 0.552 | 0.13         | 10       | R432000225 |
| NPT 3/8   | 3/8  | 1.929 | 0.473  | 0.827 | 1.028 | 11/16 | 0.749 | 0.670 | 0.16         | 10       | R432000221 |
| NPT 3/8   | 1/2  | 1.996 | 0.473  | 0.887 | 1.154 | 11/16 | 0.906 | 0.827 | 0.25         | 10       | R432000214 |
| NPT 1/2   | 3/8  | 2.047 | 0.59 1 | 0.827 | 1.028 | 7/8   | 0.749 | 0.670 | 0.23         | 10       | R432000219 |
| NPT 1/2   | 1/2  | 2.114 | 0.59 1 | 0.887 | 1.154 | 7/8   | 0.906 | 0.827 | 0.26         | 10       | R432000212 |


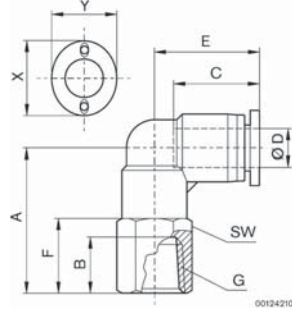
Dimensions in inches

# Plastic fittings, series QR1-Inch Standard

10-32 UNF – 1/2" NPTF, straight fitting for Ø 5/32" to 1/2" tube

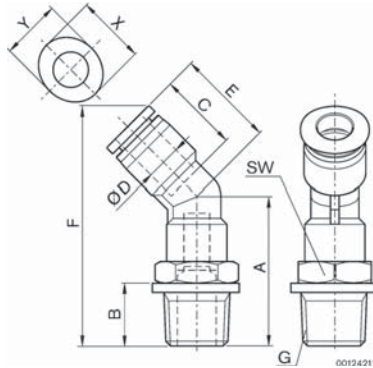


## ★ Elbow female fitting, series QR1-RVI



| G         | Ø D  | A     | B     | C     | E     | F     | SW    | X     | Y     | Weight [lbs] | Per Pack | Part no.   |
|-----------|------|-------|-------|-------|-------|-------|-------|-------|-------|--------------|----------|------------|
| 10-32 UNF | 5/32 | 0.63  | 0.197 | 0.63  | 0.729 | 0.315 | 7/16  | 0.473 | 0.394 | 0.02         | 10       | R432000204 |
| 10-32 UNF | 1/4  | 0.63  | 0.197 | 0.67  | 0.8   | 0.315 | 7/16  | 0.552 | 0.473 | 0.04         | 10       | R432000194 |
| NPT 1/8   | 5/32 | 0.67  | 0.236 | 0.63  | 0.729 | 0.433 | 9/16  | 0.473 | 0.394 | 0.02         | 10       | R432000206 |
| NPT 1/8   | 1/4  | 0.67  | 0.236 | 0.67  | 0.8   | 0.473 | 9/16  | 0.552 | 0.473 | 0.05         | 10       | R432000196 |
| NPT 1/8   | 5/16 | 1.024 | 0.355 | 0.729 | 0.89  | 0.473 | 9/16  | 0.63  | 0.552 | 0.04         | 10       | R432000202 |
| NPT 1/4   | 5/32 | 0.93  | 0.355 | 0.63  | 0.729 | 0.552 | 11/16 | 0.473 | 0.394 | 0.02         | 10       | R432000205 |
| NPT 1/4   | 1/4  | 0.906 | 0.355 | 0.67  | 0.8   | 0.552 | 11/16 | 0.552 | 0.473 | 0.05         | 10       | R432000195 |
| NPT 1/4   | 5/16 | 1.143 | 0.473 | 0.729 | 0.89  | 0.591 | 11/16 | 0.63  | 0.552 | 0.06         | 10       | R432000201 |
| NPT 1/4   | 3/8  | 1.3   | 0.473 | 0.827 | 1.064 | 0.512 | 11/16 | 0.749 | 0.67  | 0.07         | 10       | R432000199 |
| NPT 3/8   | 1/4  | 1.024 | 0.473 | 0.67  | 0.8   | 0.63  | 7/8   | 0.552 | 0.473 | 0.06         | 10       | R432000197 |
| NPT 3/8   | 5/16 | 1.182 | 0.512 | 0.729 | 0.89  | 0.591 | 7/8   | 0.63  | 0.552 | 0.07         | 10       | R432000203 |
| NPT 3/8   | 3/8  | 1.36  | 0.512 | 0.827 | 1.064 | 0.827 | 7/8   | 0.749 | 0.67  | 0.08         | 10       | R432000200 |
| NPT 1/2   | 3/8  | 1.497 | 0.63  | 0.827 | 1.064 | 0.887 | 7/8   | 0.749 | 0.67  | 0.1          | 10       | R432000198 |

## ★ 45° Elbow, series QR1-RAT



| G         | Ø D  | A     | B     | C     | E     | F     | SW    | X     | Y     | Weight [lbs] | Per Pack | Part no.   |
|-----------|------|-------|-------|-------|-------|-------|-------|-------|-------|--------------|----------|------------|
| 10-32 UNF | 5/32 | 0.87  | 0.217 | 0.63  | 0.713 | 1.37  | 7/16  | 0.473 | 0.394 | 0.02         | 10       | R432000298 |
| 10-32 UNF | 1/4  | 0.91  | 0.217 | 0.67  | 0.812 | 1.481 | 1/2   | 0.552 | 0.473 | 0.02         | 10       | R432000286 |
| NPT 1/8   | 5/32 | 0.91  | 0.315 | 0.63  | 0.713 | 1.409 | 7/16  | 0.473 | 0.394 | 0.02         | 10       | R432000300 |
| NPT 1/8   | 1/4  | 0.989 | 0.315 | 0.67  | 0.812 | 1.56  | 1/2   | 0.552 | 0.473 | 0.03         | 10       | R432000288 |
| NPT 1/8   | 5/16 | 1.064 | 0.315 | 0.729 | 0.894 | 1.695 | 9/16  | 0.63  | 0.552 | 0.04         | 10       | R432000296 |
| NPT 1/8   | 3/8  | 1.261 | 0.315 | 0.827 | 1.028 | 1.984 | 11/16 | 0.749 | 0.67  | 0.07         | 10       | R432000292 |
| NPT 1/8   | 1/2  | 1.34  | 0.315 | 0.887 | 1.154 | 2.155 | 7/8   | 0.906 | 0.827 | 0.09         | 10       | R432000284 |
| NPT 1/4   | 5/32 | 1.087 | 0.433 | 0.63  | 0.713 | 1.472 | 9/16  | 0.473 | 0.394 | 0.04         | 10       | R432000299 |
| NPT 1/4   | 1/4  | 1.147 | 0.433 | 0.67  | 0.812 | 1.718 | 9/16  | 0.552 | 0.473 | 0.05         | 10       | R432000287 |
| NPT 1/4   | 5/16 | 1.221 | 0.433 | 0.729 | 0.894 | 1.853 | 9/16  | 0.63  | 0.552 | 0.05         | 10       | R432000295 |
| NPT 1/4   | 3/8  | 1.379 | 0.433 | 0.827 | 1.028 | 2.102 | 11/16 | 0.749 | 0.67  | 0.07         | 10       | R432000291 |
| NPT 1/4   | 1/2  | 1.458 | 0.433 | 0.887 | 1.154 | 2.273 | 7/8   | 0.906 | 0.827 | 0.1          | 10       | R432000283 |
| NPT 3/8   | 1/4  | 1.225 | 0.473 | 0.67  | 0.812 | 1.8   | 11/16 | 0.552 | 0.473 | 0.07         | 10       | R432000289 |
| NPT 3/8   | 5/16 | 1.261 | 0.473 | 0.729 | 0.894 | 1.892 | 11/16 | 0.63  | 0.552 | 0.07         | 10       | R432000297 |
| NPT 3/8   | 3/8  | 1.418 | 0.473 | 0.827 | 1.028 | 2.141 | 11/16 | 0.749 | 0.67  | 0.09         | 10       | R432000293 |
| NPT 3/8   | 1/2  | 1.497 | 0.473 | 0.887 | 1.154 | 2.313 | 7/8   | 0.906 | 0.827 | 0.11         | 10       | R432000285 |
| NPT 1/2   | 5/16 | 1.418 | 0.591 | 0.729 | 0.894 | 2.05  | 7/8   | 0.63  | 0.552 | 0.11         | 10       | R432000294 |
| NPT 1/2   | 3/8  | 1.537 | 0.591 | 0.827 | 1.028 | 2.26  | 7/8   | 0.749 | 0.67  | 0.12         | 10       | R432000290 |
| NPT 1/2   | 1/2  | 1.615 | 0.591 | 0.887 | 1.154 | 2.431 | 7/8   | 0.906 | 0.827 | 0.113        | 10       | R432000282 |

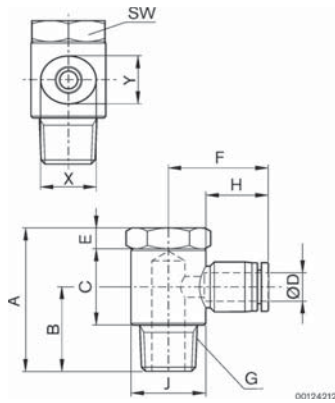
Dimensions in inches

# Plastic fittings, series QR1-Inch Standard

10-32 UNF – 1/2" NPTF, straight fitting for Ø 5/32" to 1/2" tube



★ Single banjo, series QR1-RW1



| G         | Ø D  | A     | B | C     | E     | F     | H     | Ø J   | SW    | X     | Y     | Weight [lbs] | Per Pack | Part no.   |
|-----------|------|-------|---|-------|-------|-------|-------|-------|-------|-------|-------|--------------|----------|------------|
| 10-32 UNF | 5/32 | 0.607 | – | 0.351 | 0.118 | 0.78  | 0.63  | 0.411 | 13/32 | 0.473 | 0.394 | 0.02         | 10       | R432000254 |
| NPT 1/8   | 5/32 | 0.945 | – | 0.473 | 0.158 | 0.847 | 0.63  | 0.567 | 7/16  | 0.473 | 0.394 | 0.03         | 10       | R432000255 |
| NPT 1/8   | 1/4  | 0.945 | – | 0.473 | 0.158 | 0.93  | 0.67  | 0.567 | 7/16  | 0.552 | 0.473 | 0.04         | 10       | R432000248 |
| NPT 1/8   | 5/16 | 1.076 | – | 0.465 | 0.177 | 1.115 | 0.729 | 0.725 | 9/16  | 0.63  | 0.552 | 0.07         | 10       | R432000253 |
| NPT 1/4   | 1/4  | 1.076 | – | 0.465 | 0.177 | 1.013 | 0.67  | 0.725 | 9/16  | 0.552 | 0.473 | 0.06         | 10       | R432000249 |
| NPT 1/4   | 3/8  | 1.076 | – | 0.465 | 0.177 | 1.245 | 0.827 | 0.725 | 9/16  | 0.749 | 0.67  | 0.07         | 10       | R432000250 |
| NPT 1/4   | 5/16 | 1.281 | – | 0.611 | 0.197 | 1.131 | 0.729 | 0.867 | 3/4   | 0.63  | 0.552 | 0.12         | 10       | R432000252 |
| NPT 3/8   | 3/8  | 1.281 | – | 0.611 | 0.197 | 1.261 | 0.827 | 0.867 | 3/4   | 0.749 | 0.67  | 0.12         | 10       | R432000251 |
| NPT 3/8   | 1/2  | 1.281 | – | 0.611 | 0.197 | 1.43  | 0.887 | 0.867 | 3/4   | 0.906 | 0.827 | 0.13         | 10       | R432000247 |
| NPT 1/2   | 1/2  | 1.485 | – | 0.697 | 0.197 | 1.43  | 0.887 | 1.103 | 1     | 0.906 | 0.827 | 0.21         | 10       | R432000246 |

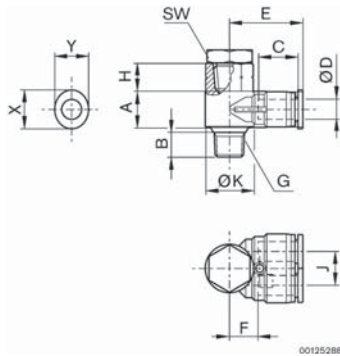
Dimensions in inches

# Plastic fittings, series QR1-Inch Standard

10-32 UNF – 1/2" NPTF, straight fitting for Ø 5/32" to 1/2" tube




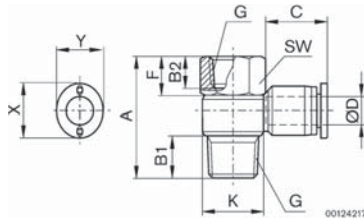
## ★ Double banjo, series QR1-RWD



| G         | Ø D  | A     | B     | B2 | C     | E     | H     | J     | Ø K   | SW    | X     | Y     | Weight [lbs] | Per Pack | Part no.   |
|-----------|------|-------|-------|----|-------|-------|-------|-------|-------|-------|-------|-------|--------------|----------|------------|
| 10-32 UNF | 5/32 | 0.351 | 0.158 | -- | 0.63  | 0.827 | 0.256 | 0.394 | 0.394 | 5/16  | 0.473 | 0.394 | 0.02         | 10       | R432000011 |
| NPT 1/8   | 1/4  | 0.591 | 0.315 | -- | 0.67  | 1.19  | 0.453 | 0.552 | 0.788 | 9/16  | 0.552 | 0.473 | 0.06         | 10       | R432000008 |
| NPT 1/4   | 5/16 | 0.709 | 0.433 | -- | 0.729 | 1.351 | 0.532 | 0.67  | 0.906 | 11/16 | 0.63  | 0.552 | 0.11         | 10       | R432000010 |
| NPT 3/8   | 3/8  | 0.827 | 0.473 | -- | 0.827 | 1.509 | 0.67  | 0.788 | 1.182 | 7/8   | 0.749 | 0.67  | 0.18         | 10       | R432000009 |
| NPT 1/2   | 1/2  | 0.827 | 0.591 | -- | 0.887 | 1.509 | 0.67  | 0.788 | 1.182 | 1     | 0.906 | 0.827 | 0.29         | 10       | R432000007 |

Dimensions in inches

## ★ Single banjo, internal thread, series QR1-RIW



| G         | Ø D  | A     | B1    | B2    | C     | F     | Ø K   | SW    | X     | Y     | Weight [lbs] | Per Pack | Part no.   |
|-----------|------|-------|-------|-------|-------|-------|-------|-------|-------|-------|--------------|----------|------------|
| 10-32 UNF | 5/32 | 0.827 | 0.158 | 0.197 | 0.63  | 0.256 | 0.394 | 5/16  | 0.473 | 0.394 | 0.02         | 10       | R432000086 |
| 10-32 UNF | 1/4  | 0.827 | 0.158 | 0.197 | 0.67  | 0.256 | 0.394 | 5/16  | 0.552 | 0.473 | 0.02         | 10       | R432000078 |
| NPT 1/8   | 5/32 | 0.887 | 0.197 | 0.236 | 0.63  | 0.276 | 0.394 | 9/16  | 0.473 | 0.394 | 0.04         | 10       | R432000087 |
| NPT 1/8   | 1/4  | 1.418 | 0.433 | 0.473 | 0.67  | 0.453 | 0.567 | 9/16  | 0.552 | 0.473 | 0.05         | 10       | R432000080 |
| NPT 1/8   | 5/16 | 1.198 | 0.315 | 0.355 | 0.729 | 0.374 | 0.567 | 9/16  | 0.63  | 0.552 | 0.05         | 10       | R432000084 |
| NPT 1/4   | 1/4  | 1.418 | 0.433 | 0.473 | 0.67  | 0.453 | 0.725 | 11/16 | 0.552 | 0.473 | 0.08         | 10       | R432000079 |
| NPT 1/4   | 5/16 | 1.418 | 0.433 | 0.473 | 0.729 | 0.453 | 0.725 | 11/16 | 0.63  | 0.552 | 0.08         | 10       | R432000083 |
| NPT 1/4   | 3/8  | 1.418 | 0.433 | 0.473 | 0.827 | 0.453 | 0.725 | 11/16 | 0.749 | 0.67  | 0.09         | 10       | R432000081 |
| NPT 3/8   | 5/16 | 1.647 | 0.473 | 0.512 | 0.729 | 0.532 | 0.867 | 7/8   | 0.63  | 0.522 | 0.14         | 10       | R432000085 |
| NPT 3/8   | 3/8  | 1.647 | 0.473 | 0.512 | 0.827 | 0.552 | 0.867 | 7/8   | 0.749 | 0.67  | 0.14         | 10       | R432000082 |
| NPT 3/8   | 1/2  | 1.647 | 0.473 | 0.512 | 0.887 | 0.552 | 0.867 | 7/8   | 0.906 | 0.827 | 0.16         | 10       | R432000077 |
| NPT 1/2   | 1/2  | 2.009 | 0.591 | 0.63  | 0.887 | 0.67  | 1.103 | 1     | 0.906 | 0.827 | 0.24         | 10       | R432000076 |

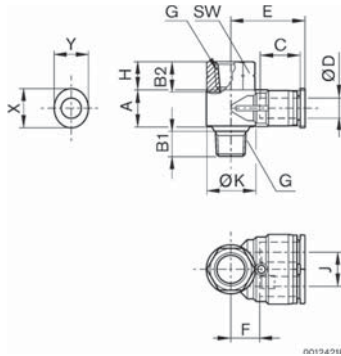
Dimensions in inches

# Plastic fittings, series QR1-Inch Standard

10-32 UNF – 1/2" NPTF, straight fitting for Ø 5/32" to 1/2" tube




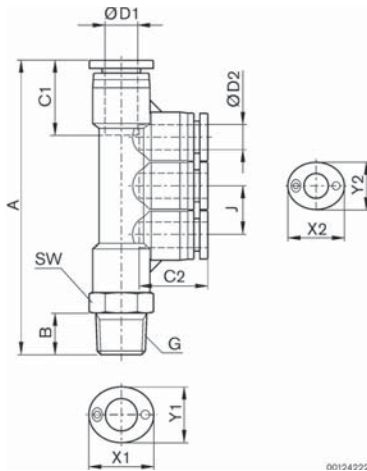
## ★ Double banjo with internal thread, series QR1-RID



| G         | Ø D  | A     | B1    | B2    | C     | E     | H     | J     | Ø K   | SW    | X     | Y     | Weight [lbs] | Per Pack | Part no.   |
|-----------|------|-------|-------|-------|-------|-------|-------|-------|-------|-------|-------|-------|--------------|----------|------------|
| 10-32 UNF | 5/32 | 0.351 | 0.158 | 0.197 | 0.63  | 0.827 | 0.256 | 0.394 | 0.394 | 5/16  | 0.473 | 0.394 | 0.02         | 10       | R432000075 |
| NPT 1/8   | 1/4  | 0.591 | 0.315 | 0.473 | 0.67  | 1.19  | 0.453 | 0.552 | 0.788 | 9/16  | 0.552 | 0.473 | 0.06         | 10       | R432000072 |
| NPT 1/4   | 5/16 | 0.709 | 0.433 | 0.512 | 0.729 | 1.351 | 0.532 | 0.67  | 0.906 | 11/16 | 0.63  | 0.552 | 0.11         | 10       | R432000074 |
| NPT 3/8   | 3/8  | 0.827 | 0.473 | 0.63  | 0.827 | 1.509 | 0.67  | 0.788 | 1.182 | 7/8   | 0.749 | 0.67  | 0.18         | 10       | R432000073 |
| NPT 1/2   | 1/2  | 0.827 | 0.591 | 0.63  | 0.887 | 1.509 | 0.67  | 0.788 | 1.182 | 1     | 0.906 | 0.827 | 0.29         | 10       | R432000071 |

Dimensions in inches

## ★ Reducing manifold, series QR1-RMG



| G       | Ø D1 | Ø D2 | A     | B     | C1    | C2    | J     | SW   | X1   | Y1    | X2    | Y2    | Weight [lbs] | per Pack | Part no.   |
|---------|------|------|-------|-------|-------|-------|-------|------|------|-------|-------|-------|--------------|----------|------------|
| NPT 1/4 | 5/16 | 5/32 | 2.51  | 0.433 | 0.729 | 0.63  | 0.394 | 9/16 | 0.63 | 0.552 | 0.473 | 0.394 | 0.07         | 10       | R432000112 |
| NPT 1/4 | 5/16 | 1/4  | 2.695 | 0.433 | 0.729 | 0.67  | 0.473 | 9/16 | 0.63 | 0.552 | 0.552 | 0.473 | 0.07         | 10       | R432000111 |
| NPT 3/8 | 3/8  | 5/16 | 2.34  | 0.473 | 0.827 | 0.729 | 0.552 | 7/32 | 0.63 | 0.67  | 0.63  | 0.552 | 0.12         | 10       | R432000110 |


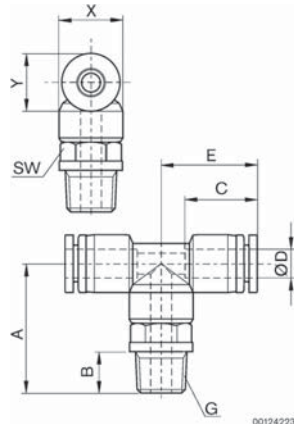
Dimensions in inches

# Plastic fittings, series QR1-Inch Standard

10-32 UNF – 1/2" NPTF, straight fitting for Ø 5/32" to 1/2" tube



▲ ★ Male branch TEE, series QR1-RTT



| G         | Ø D   | A    | B    | C    | E    | SW    | X    | Y    | Weight [lbs] | Per Pack | Part no.   |
|-----------|-------|------|------|------|------|-------|------|------|--------------|----------|------------|
| 10-32 UNF | Ø5/32 | 0.87 | 0.22 | 0.63 | 0.71 | 7/16  | 0.47 | 0.39 | 0.03         | 10       | R432000185 |
| 10-32 UNF | Ø1/4  | 0.91 | 0.22 | 0.67 | 0.81 | 1/2   | 0.55 | 0.47 | 0.03         | 10       | R432000174 |
| 1/8 NPT   | Ø5/32 | 0.97 | 0.32 | 0.63 | 0.71 | 7/16  | 0.47 | 0.39 | 0.03         | 10       | R432000187 |
| 1/8 NPT   | Ø1/4  | 0.99 | 0.32 | 0.67 | 0.81 | 1/2   | 0.55 | 0.47 | 0.04         | 10       | R432000176 |
| 1/8 NPT   | Ø5/16 | 1.06 | 0.32 | 0.73 | 0.89 | 9/16  | 0.63 | 0.55 | 0.04         | 10       | R432000183 |
| 1/8 NPT   | Ø3/8  | 1.26 | 0.32 | 0.83 | 1.03 | 11/16 | 0.75 | 0.67 | 0.08         | 10       | R432002639 |
| 1/4 NPT   | Ø5/32 | 1.09 | 0.43 | 0.63 | 0.71 | 9/16  | 0.47 | 0.39 | 0.04         | 10       | R432000186 |
| 1/4 NPT   | Ø1/4  | 1.15 | 0.43 | 0.67 | 0.81 | 9/16  | 0.55 | 0.47 | 0.05         | 10       | R432000175 |
| 1/4 NPT   | Ø5/16 | 1.22 | 0.43 | 0.73 | 0.89 | 9/16  | 0.63 | 0.55 | 0.06         | 10       | R432000182 |
| 1/4 NPT   | Ø3/8  | 1.38 | 0.43 | 0.83 | 1.03 | 11/16 | 0.75 | 0.67 | 0.09         | 10       | R432000179 |
| 1/4 NPT   | Ø1/2  | 1.46 | 0.43 | 0.89 | 1.15 | 7/8   | 0.91 | 0.83 | 0.11         | 5        | R432000172 |
| 3/8 NPT   | Ø5/32 | 1.13 | 0.47 | 0.63 | 0.71 | 11/16 | 0.47 | 0.39 | 0.07         | 5        | R432000188 |
| 3/8 NPT   | Ø1/4  | 1.23 | 0.47 | 0.67 | 0.81 | 11/16 | 0.55 | 0.47 | 0.08         | 10       | R432000177 |
| 3/8 NPT   | Ø5/16 | 1.26 | 0.47 | 0.73 | 0.89 | 11/16 | 0.63 | 0.55 | 0.08         | 10       | R432000184 |
| 3/8 NPT   | Ø3/8  | 1.42 | 0.47 | 0.83 | 1.03 | 11/16 | 0.75 | 0.67 | 0.1          | 10       | R432000180 |
| 3/8 NPT   | Ø1/2  | 1.5  | 0.47 | 0.89 | 1.15 | 7/8   | 0.91 | 0.83 | 0.13         | 5        | R432000173 |
| 1/2 NPT   | Ø5/16 | 1.43 | 0.59 | 0.73 | 0.89 | 7/8   | 0.63 | 0.55 | 0.09         | 10       | R432000181 |
| 1/2 NPT   | Ø3/8  | 1.54 | 0.59 | 0.83 | 1.03 | 7/8   | 0.75 | 0.67 | 0.14         | 10       | R432000178 |
| 1/2 NPT   | Ø1/2  | 1.62 | 0.59 | 0.89 | 1.15 | 7/8   | 0.91 | 0.83 | 0.15         | 5        | R432000171 |

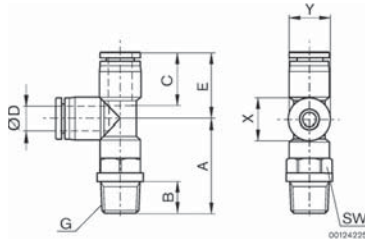
Dimensions in inches

# Plastic fittings, series QR1-Inch Standard

10-32 UNF – 1/2" NPTF, straight fitting for Ø 5/32" to 1/2" tube



▲ ★ Male run TEE, series QR1-RLT



| G         | Ø D  | A     | B     | C     | E     | SW    | X     | Y     | Weight [lbs] | per Pack | Part no.   |
|-----------|------|-------|-------|-------|-------|-------|-------|-------|--------------|----------|------------|
| 10-32 UNF | 5/32 | 0.871 | 0.217 | 0.63  | 0.713 | 7/16  | 0.473 | 0.394 | 0.03         | 10       | R432000107 |
| 10-32 UNF | 1/4  | 0.906 | 0.217 | 0.67  | 0.812 | 1/2   | 0.552 | 0.473 | 0.03         | 10       | R432000096 |
| NPT 1/8   | 5/32 | 0.969 | 0.315 | 0.63  | 0.713 | 7/16  | 0.473 | 0.394 | 0.03         | 10       | R432000109 |
| NPT 1/8   | 1/4  | 0.985 | 0.315 | 0.67  | 0.812 | 1/2   | 0.552 | 0.473 | 0.04         | 10       | R432000098 |
| NPT 1/8   | 5/16 | 1.004 | 0.315 | 0.729 | 0.89  | 9/16  | 0.63  | 0.552 | 0.04         | 10       | R432000104 |
| NPT 1/4   | 5/32 | 1.087 | 0.433 | 0.63  | 0.713 | 9/16  | 0.473 | 0.394 | 0.04         | 10       | R432000108 |
| NPT 1/4   | 1/4  | 1.143 | 0.433 | 0.67  | 0.812 | 9/16  | 0.552 | 0.473 | 0.05         | 10       | R432000097 |
| NPT 1/4   | 5/16 | 1.162 | 0.433 | 0.729 | 0.89  | 9/16  | 0.63  | 0.552 | 0.06         | 10       | R432000105 |
| NPT 1/4   | 3/8  | 1.379 | 0.433 | 0.827 | 1.028 | 11/16 | 0.749 | 0.67  | 0.09         | 10       | R432000101 |
| NPT 1/4   | 1/2  | 1.458 | 0.433 | 0.887 | 1.143 | 7/8   | 0.906 | 0.827 | 0.12         | 10       | R432000094 |
| NPT 3/8   | 1/4  | 1.221 | 0.473 | 0.67  | 0.812 | 11/16 | 0.552 | 0.473 | 0.08         | 10       | R432000099 |
| NPT 3/8   | 5/16 | 1.202 | 0.473 | 0.729 | 0.89  | 11/16 | 0.63  | 0.552 | 0.08         | 10       | R432000106 |
| NPT 3/8   | 3/8  | 1.418 | 0.473 | 0.827 | 1.028 | 11/16 | 0.749 | 0.67  | 0.11         | 10       | R432000102 |
| NPT 3/8   | 1/2  | 1.467 | 0.473 | 0.887 | 1.143 | 7/8   | 0.906 | 0.827 | 0.13         | 10       | R432000095 |
| NPT 1/2   | 5/16 | 1.36  | 0.591 | 0.729 | 0.89  | 20    | 0.63  | 0.552 | 0.11         | 10       | R432000103 |
| NPT 1/2   | 3/8  | 1.537 | 0.591 | 0.827 | 1.028 | 7/8   | 0.749 | 0.67  | 0.14         | 10       | R432000100 |
| NPT 1/2   | 1/2  | 1.615 | 0.591 | 0.887 | 1.143 | 7/8   | 0.906 | 0.827 | 0.15         | 10       | R432000093 |

Dimensions in inches


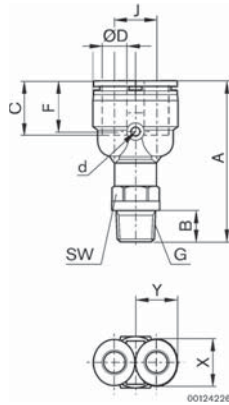


# Plastic fittings, series QR1-Inch Standard

10-32 UNF – 1/2" NPTF, straight fitting for Ø 5/32" to 1/2" tube



▲ ★ Y-fitting, series QR1-RAY



| G         | Ø D  | A     | B     | C     | SW    | J     | X     | Y     | Weight [lbs] | Per Pack | Part no.   |
|-----------|------|-------|-------|-------|-------|-------|-------|-------|--------------|----------|------------|
| 10-32 UNF | 5/32 | 1.563 | 0.217 | 0.63  | 7/16  | 0.378 | 0.394 | 0.472 | 0.422        | 10       | R432000473 |
| 10-32 UNF | 1/4  | 1.642 | 0.217 | 0.67  | 1/2   | 0.472 | 0.472 | 0.551 | 0.503        | 10       | R432000476 |
| NPT 1/8   | 5/32 | 1.661 | 0.315 | 0.63  | 7/16  | 0.378 | 0.394 | 0.472 | 0.496        | 10       | R432000474 |
| NPT 1/8   | 1/4  | 1.720 | 0.315 | 0.67  | 1/2   | 0.472 | 0.472 | 0.551 | 0.577        | 10       | R432000477 |
| NPT 1/8   | 5/16 | 1.878 | 0.217 | 0.729 | 9/16  | 0.551 | 0.551 | 0.630 | 0.732        | 10       | R432000480 |
| NPT 1/8   | 3/8  | 2.173 | 0.315 | 0.827 | 11/16 | 0.709 | 0.669 | 0.748 | 1.109        | 10       | R432000484 |
| NPT 1/4   | 5/32 | 1.772 | 0.433 | 0.63  | 9/16  | 0.378 | 0.394 | 0.472 | 0.708        | 10       | R432000475 |
| NPT 1/4   | 5/16 | 2.035 | 0.315 | 0.728 | 9/16  | 0.551 | 0.551 | 0.630 | 0.989        | 10       | R432000481 |
| NPT 1/4   | 1/4  | 1.878 | 0.433 | 0.669 | 9/16  | 0.472 | 0.472 | 0.551 | 0.852        | 10       | R432000478 |
| NPT 1/4   | 3/8  | 2.291 | 0.433 | 0.827 | 11/16 | 0.709 | 0.669 | 0.748 | 0.366        | 10       | R432000485 |
| NPT 1/4   | 1/2  | 2.390 | 0.433 | 0.887 | 7/8   | 0.819 | 0.827 | 0.906 | 1.950        | 10       | R432000488 |
| NPT 3/8   | 1/4  | 1.957 | 0.472 | 0.67  | 11/16 | 0.472 | 0.472 | 0.551 | 1.274        | 10       | R432000479 |
| NPT 3/8   | 5/16 | 2.075 | 0.433 | 0.729 | 11/16 | 0.551 | 0.551 | 0.630 | 1.257        | 10       | R432000482 |
| NPT 3/8   | 3/8  | 2.331 | 0.472 | 0.827 | 11/16 | 0.709 | 0.669 | 0.748 | 1.742        | 10       | R432000486 |
| NPT 3/8   | 1/2  | 2.429 | 0.472 | 0.887 | 7/8   | 0.819 | 0.827 | 0.906 | 2.052        | 10       | R432000489 |
| NPT 1/2   | 5/16 | 2.232 | 0.472 | 0.729 | 7/8   | 0.551 | 0.551 | 0.630 | 1.767        | 10       | R432000483 |
| NPT 1/2   | 3/8  | 2.449 | 0.591 | 0.827 | 7/8   | 0.709 | 0.669 | 0.748 | 2.242        | 10       | R432000487 |
| NPT 1/2   | 1/2  | 2.547 | 0.591 | 0.887 | 7/8   | 0.819 | 0.827 | 0.906 | 2.478        | 10       | R432000490 |


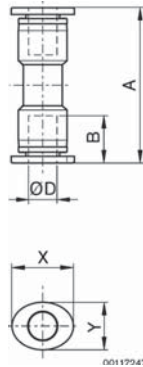
Dimensions in inches

# Plastic fittings, series QR1-Inch Standard

10-32 UNF – 1/2" NPTF, straight fitting for Ø 5/32" to 1/2" tube




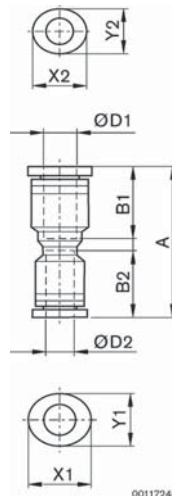
## ★ Straight union, series QR1-RSK



| Ø D  | A     | B     | X     | Y     | Weight [lbs] | per Pack | Part no.   |
|------|-------|-------|-------|-------|--------------|----------|------------|
| 5/32 | 1.269 | 0.63  | 0.473 | 0.394 | 0.01         | 10       | R432000154 |
| 1/4  | 1.395 | 0.67  | 0.552 | 0.473 | 0.01         | 10       | R432000151 |
| 5/16 | 1.537 | 0.729 | 0.63  | 0.552 | 0.02         | 10       | R432000153 |
| 3/8  | 1.694 | 0.827 | 0.749 | 0.67  | 0.03         | 10       | R432000152 |
| 1/2  | 1.852 | 0.887 | 0.906 | 0.827 | 0.04         | 10       | R432000150 |

Dimensions in inches

## ★ Reducing union, series QR1-RSR



| Ø D1 | Ø D2 | A     | B1    | B2    | X1    | Y1    | X2    | Y2    | Weight [lbs] | per Pack | Part no.   |
|------|------|-------|-------|-------|-------|-------|-------|-------|--------------|----------|------------|
| 1/4  | 5/32 | 1.411 | 0.709 | 0.63  | 0.552 | 0.473 | 0.473 | 0.394 | 0.01         | 10       | R432000162 |
| 5/16 | 1/4  | 1.525 | 0.729 | 0.67  | 0.63  | 0.552 | 0.552 | 0.473 | 0.01         | 10       | R432000164 |
| 3/8  | 1/4  | 1.694 | 0.827 | 0.756 | 0.749 | 0.552 | 0.552 | 0.473 | 0.07         | 10       | R432000161 |
| 3/8  | 5/16 | 1.675 | 0.827 | 0.729 | 0.749 | 0.67  | 0.63  | 0.552 | 0.02         | 10       | R432000163 |
| 1/2  | 3/8  | 1.832 | 0.875 | 0.827 | 0.906 | 0.827 | 0.749 | 0.67  | 0.04         | 10       | R432000160 |


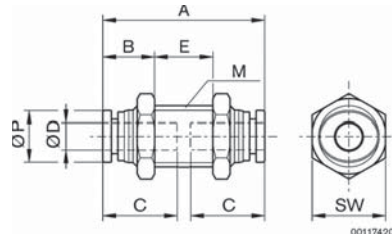
Dimensions in inches

# Plastic fittings, series QR1-Inch Standard

10-32 UNF – 1/2" NPTF, straight fitting for Ø 5/32" to 1/2" tube




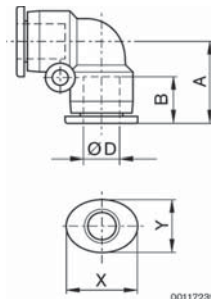
## ▲ Bulkhead union, metal, series QR1-RSM



| Ø D  | M        | A     | B     | C     | E     | SW    | Ø P   | Weight [lbs] | Per Pack | Part no.   |
|------|----------|-------|-------|-------|-------|-------|-------|--------------|----------|------------|
| 5/32 | UNF 1/2  | 1.269 | 0.741 | 0.630 | 0.339 | 9/16  | 0.394 | 0.04         | 10       | R432000159 |
| 3/16 | UNF 9/16 | 1.390 | 0.480 | 0.669 | 0.429 | 11/16 | 0.406 | 0.06         | 10       | R432030411 |
| 1/4  | UNF 9/16 | 1.407 | 0.508 | 0.669 | 0.390 | 11/16 | 0.473 | 0.06         | 10       | R432000156 |
| 5/16 | UNF 5/8  | 1.509 | 0.571 | 0.729 | 0.366 | 3/4   | 0.552 | 0.07         | 10       | R432000158 |
| 3/8  | UNF 7/8  | 1.706 | 0.646 | 0.827 | 0.414 | 1     | 0.669 | 0.17         | 10       | R432000157 |
| 1/2  | UNF 7/8  | 1.891 | 0.615 | 0.887 | 0.662 | 1     | 0.796 | 0.16         | 10       | R432000155 |

Dimensions in inches

## ▲★ Elbow union, series QR1-RVK



| Ø D  | A     | B     | X     | Y     | Weight [lbs] | per Pack | Part no.   |
|------|-------|-------|-------|-------|--------------|----------|------------|
| 5/32 | 0.713 | 0.63  | 0.473 | 0.394 | 0.01         | 10       | R432000211 |
| 1/4  | 0.812 | 0.67  | 0.552 | 0.473 | 0.01         | 10       | R432000208 |
| 5/16 | 0.898 | 0.729 | 0.63  | 0.552 | 0.02         | 10       | R432000210 |
| 3/8  | 1.028 | 0.827 | 0.749 | 0.67  | 0.03         | 10       | R432000209 |
| 1/2  | 1.143 | 0.887 | 0.906 | 0.827 | 0.04         | 10       | R432000207 |

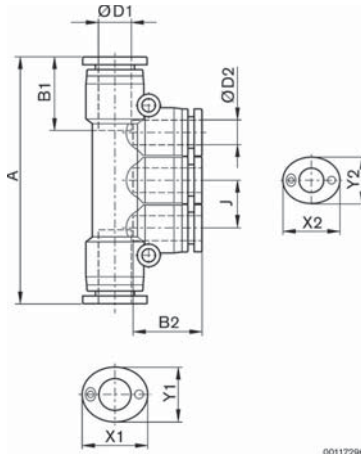
Dimensions in inches

# Plastic fittings, series QR1-Inch Standard

10-32 UNF – 1/2" NPTF, straight fitting for Ø 5/32" to 1/2" tube




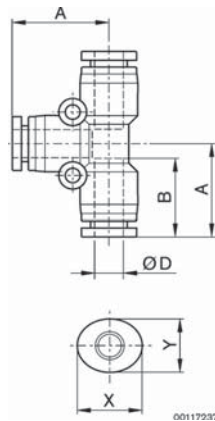
## ★ Triple reducing manifold, series QRT-RMT



| Ø D1 | Ø D2 | A     | B1    | B2    | J     | X1    | Y1    | X2    | Y2    | Weight [lbs] | per Pack | Part no.   |
|------|------|-------|-------|-------|-------|-------|-------|-------|-------|--------------|----------|------------|
| 5/16 | 5/32 | 2.443 | 0.729 | 0.63  | 0.394 | 0.63  | 0.552 | 0.473 | 0.394 | 0.04         | 10       | R432000121 |
| 5/16 | 1/4  | 3.12  | 0.729 | 0.67  | 0.473 | 0.63  | 0.552 | 0.552 | 0.473 | 0.04         | 10       | R432000119 |
| 3/8  | 1/4  | 3.357 | 0.827 | 0.67  | 0.473 | 0.749 | 0.67  | 0.552 | 0.473 | 0.06         | 10       | R432000122 |
| 3/8  | 5/16 | 3.357 | 0.827 | 0.729 | 0.552 | 0.749 | 0.67  | 0.63  | 0.552 | 0.07         | 10       | R432000118 |

Dimensions in inches

## ★ Tube to tube TEE, series QR1-RTK



| Ø D  | A     | B     | X     | Y     | Weight [lbs] | per Pack | Part no.   |
|------|-------|-------|-------|-------|--------------|----------|------------|
| 5/32 | 0.713 | 0.63  | 0.473 | 0.394 | 0.02         | 10       | R432000170 |
| 1/4  | 0.812 | 0.67  | 0.552 | 0.473 | 0.02         | 10       | R432000167 |
| 5/16 | 0.894 | 0.729 | 0.63  | 0.552 | 0.03         | 10       | R432000169 |
| 3/8  | 1.028 | 0.827 | 0.749 | 0.67  | 0.05         | 10       | R432000168 |
| 1/2  | 1.154 | 0.887 | 0.906 | 0.827 | 0.07         | 10       | R432000166 |

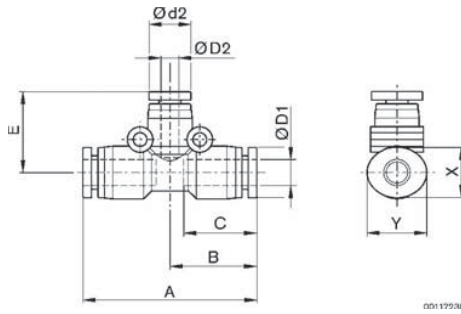
Dimensions in inches

# Plastic fittings, series QR1-Inch Standard

10-32 UNF – 1/2" NPTF, straight fitting for Ø 5/32" to 1/2" tube




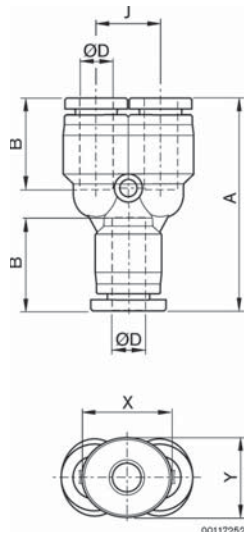
▲ ★ T-plug connector, reducing, series QR1-RTR



| D1   | D2   | d2    | A    | B    | C    | E    | X    | Y    | Weight [lbs] | Per Pack | Part no.   |
|------|------|-------|------|------|------|------|------|------|--------------|----------|------------|
| 1/4  | 5/32 | 0.409 | 1.60 | 0.80 | 0.67 | 0.75 | 0.47 | 0.55 | 0.02         | 10       | R432003253 |
| 5/16 | 5/32 | 0.409 | 1.79 | 0.89 | 0.73 | 0.83 | 0.55 | 0.63 | 0.03         | 10       | R432003254 |
| 3/8  | 1/4  | 0.488 | 2.05 | 1.03 | 0.83 | 1.00 | 0.67 | 0.75 | 0.07         | 10       | R432003256 |
| 3/8  | 5/16 | 0.566 | 2.05 | 1.03 | 0.83 | 0.92 | 0.67 | 0.75 | 0.04         | 10       | R432003257 |
| 1/2  | 5/16 | 0.566 | 2.30 | 1.15 | 0.89 | 1.02 | 0.83 | 0.90 | 0.08         | 10       | R432003258 |
| 1/2  | 3/8  | 0.692 | 2.30 | 1.15 | 0.89 | 1.07 | 0.83 | 0.90 | 0.06         | 10       | R432003259 |

Dimensions in inches

▲ ★ Tube to tube Y, series QR1-RYK



| Ø D  | A     | B     | J     | X     | Y     | Weight [lbs] | per Pack | Part no.   |
|------|-------|-------|-------|-------|-------|--------------|----------|------------|
| 5/32 | 1.367 | 0.63  | 0.378 | 0.473 | 0.394 | 0.02         | 10       | R432000270 |
| 1/4  | 1.552 | 0.67  | 0.473 | 0.552 | 0.473 | 0.02         | 10       | R432000267 |
| 5/16 | 1.793 | 0.729 | 0.552 | 0.63  | 0.552 | 0.03         | 10       | R432000269 |
| 3/8  | 1.99  | 0.827 | 0.709 | 0.749 | 0.67  | 0.06         | 10       | R432000268 |
| 1/2  | 2.088 | 0.887 | 0.82  | 0.906 | 0.827 | 0.06         | 10       | R432000266 |


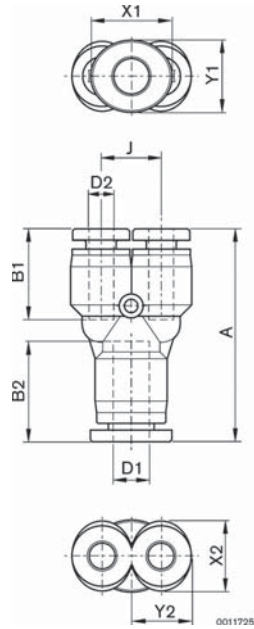
Dimensions in inches

# Plastic fittings, series QR1-Inch Standard

10-32 UNF – 1/2" NPTF, straight fitting for Ø 5/32" to 1/2" tube



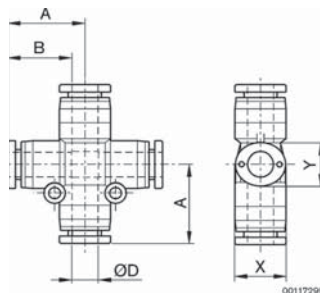
## ★ Reducing Y, series QR1-RYR



| Ø D1 | Ø D2 | A     | B1    | B2    | J     | X1    | Y1    | X2    | Y2    | Weight [lbs] | per Pack | Part no.   |
|------|------|-------|-------|-------|-------|-------|-------|-------|-------|--------------|----------|------------|
| 1/4  | 5/32 | 1.454 | 0.67  | 0.67  | 0.418 | 0.552 | 0.473 | 0.473 | 0.394 | 0.03         | 10       | R432000273 |
| 5/16 | 1/4  | 1.6   | 0.67  | 0.729 | 0.473 | 0.63  | 0.552 | 0.552 | 0.473 | 0.02         | 10       | R432000272 |
| 3/8  | 1/4  | -     | 0.693 | 0.756 | 0.709 | 0.749 | 0.67  | 0.552 | 0.473 | 0.07         | 10       | R432000274 |
| 3/8  | 5/16 | 1.946 | 0.729 | 0.827 | 0.552 | 0.749 | 0.67  | 0.63  | 0.552 | 0.04         | 10       | R432000276 |
| 1/2  | 3/8  | 2.108 | 0.827 | 0.887 | 0.709 | 0.906 | 0.827 | 0.749 | 0.67  | 0.06         | 10       | R432000271 |

Dimensions in inches

## ★ Cross union, series QR1-RXS



| Ø D  | A     | B     | X     | Y     | Weight [lbs] | per Pack | Part no.   |
|------|-------|-------|-------|-------|--------------|----------|------------|
| 5/32 | 0.729 | 0.63  | 0.394 | 0.473 | 0.09         | 10       | R432000260 |
| 1/4  | 0.898 | 0.67  | 0.473 | 0.552 | 0.03         | 10       | R432000257 |
| 5/16 | 1.024 | 0.729 | 0.552 | 0.63  | 0.04         | 10       | R432000259 |
| 3/8  | 1.15  | 0.827 | 0.67  | 0.749 | 0.06         | 10       | R432000258 |
| 1/2  | 1.154 | 0.887 | 0.827 | 0.906 | 0.09         | 10       | R432000256 |

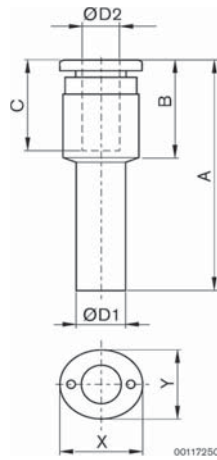
Dimensions in inches

# Plastic fittings, series QR1-Inch Standard

10-32 UNF – 1/2" NPTF, straight fitting for Ø 5/32" to 1/2" tube



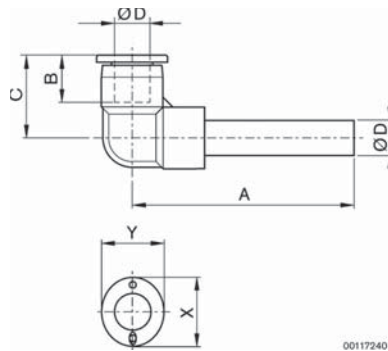
## ★ Straight reducer, series QR1-RED



| Ø D1 | Ø D2 | A     | B     | C     | X     | Y     | Weight [lbs] | Per Pack | Part no.   |
|------|------|-------|-------|-------|-------|-------|--------------|----------|------------|
| 1/4  | 5/32 | 1.6   | 0.693 | 0.67  | 0.473 | 0.394 | 0.01         | 10       | R432000066 |
| 5/16 | 5/32 | 1.702 | 0.693 | 0.729 | 0.473 | 0.394 | 0.01         | 10       | R432000070 |
| 5/16 | 1/4  | 1.741 | 0.756 | 0.729 | 0.552 | 0.473 | 0.01         | 10       | R432000069 |
| 3/8  | 1/4  | 1.82  | 0.756 | 0.827 | 0.552 | 0.473 | 0.01         | 10       | R432000067 |
| 3/8  | 5/16 | 1.872 | 0.801 | 0.827 | 0.63  | 0.552 | 0.01         | 10       | R432000068 |
| 1/2  | 1/4  | 1.899 | 0.756 | 0.67  | 0.552 | 0.473 | 0.01         | 10       | R432000063 |
| 1/2  | 5/16 | 1.95  | 0.801 | 0.729 | 0.63  | 0.552 | 0.02         | 10       | R432000065 |
| 1/2  | 3/8  | 2.065 | 0.906 | 0.827 | 0.749 | 0.67  | 0.02         | 10       | R432000064 |

Dimensions in inches

## ★ Push-in elbow, series QR1-RVA



| Ø D  | A     | B     | C     | X     | Y     | Weight [lbs] | Per Pack | Part no.   |
|------|-------|-------|-------|-------|-------|--------------|----------|------------|
| 5/32 | 1.206 | 0.63  | 0.713 | 0.473 | 0.394 | 0.01         | 10       | R432000193 |
| 1/4  | 1.422 | 0.67  | 0.812 | 0.552 | 0.473 | 0.01         | 10       | R432000190 |
| 5/16 | 1.576 | 0.729 | 0.898 | 0.63  | 0.552 | 0.02         | 10       | R432000192 |
| 3/8  | 1.848 | 0.827 | 1.028 | 0.749 | 0.67  | 0.03         | 10       | R432000191 |
| 1/2  | 2.049 | 0.887 | 1.154 | 0.906 | 0.827 | 0.05         | 10       | R432000189 |

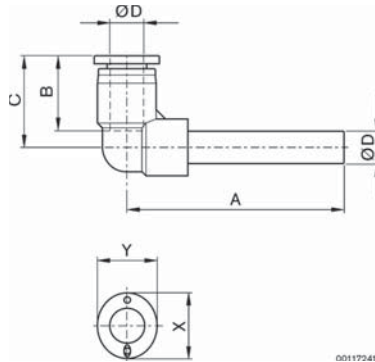
Dimensions in inches

# Plastic fittings, series QR1-Inch Standard

10-32 UNF – 1/2" NPTF, straight fitting for Ø 5/32" to 1/2" tube



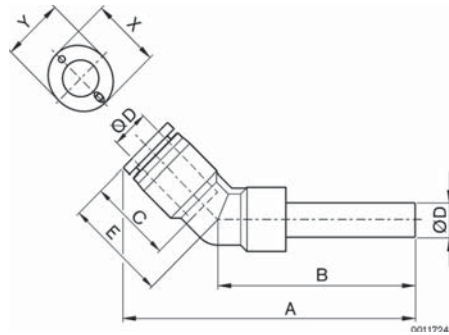
## ▲ ★ Extended push-in elbow, series QR1-RLL



| Ø D  | A     | B     | C     | X     | Y     | Weight [lbs] | Per Pack | Part no.   |
|------|-------|-------|-------|-------|-------|--------------|----------|------------|
| 5/32 | 1.548 | 0.63  | 0.737 | 0.473 | 0.394 | 0.01         | 10       | R432000092 |
| 1/4  | 1.962 | 0.67  | 0.831 | 0.552 | 0.473 | 0.01         | 10       | R432000089 |
| 5/16 | 2.128 | 0.729 | 0.898 | 0.63  | 0.552 | 0.02         | 10       | R432000091 |
| 3/8  | 2.443 | 0.827 | 1.028 | 0.749 | 0.67  | 0.03         | 10       | R432000090 |
| 1/2  | 2.699 | 0.887 | 1.154 | 0.906 | 0.827 | 0.04         | 10       | R432000088 |

Dimensions in inches

## ▲ ★ Push-in 45° elbow, series QR1-RVW



| Ø D  | A     | B     | C     | E     | X     | Y     | Weight [lbs] | Per Pack | Part No.   |
|------|-------|-------|-------|-------|-------|-------|--------------|----------|------------|
| 5/32 | 1.787 | 1.206 | 0.63  | 0.713 | 0.473 | 0.394 | 0.01         | 10       | R432000281 |
| 1/4  | 2.072 | 1.501 | 0.67  | 0.792 | 0.552 | 0.473 | 0.02         | 10       | R432000278 |
| 5/16 | 2.286 | 1.773 | 0.729 | 0.894 | 0.63  | 0.552 | 0.03         | 10       | R432000280 |
| 3/8  | 2.614 | 1.891 | 0.827 | 1.028 | 0.749 | 0.67  | 0.04         | 10       | R432000279 |
| 1/2  | 2.943 | 2.128 | 0.887 | 1.154 | 0.906 | 0.827 | 0.06         | 10       | R432000277 |

Dimensions in inches

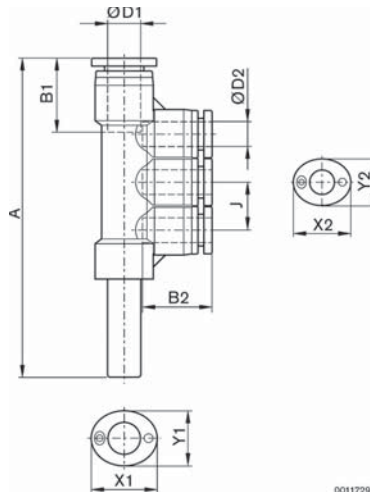


# Plastic fittings, series QR1-Inch Standard

10-32 UNF – 1/2" NPTF, straight fitting for  $\varnothing$  5/32" to 1/2" tube



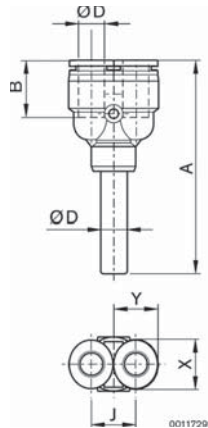
## ▲ ★ Push-in reducing manifold, series QRT-RMS



| Ø D1 | Ø D2 | A     | B1    | B2    | J     | X1    | Y1    | X2    | Y2    | Weight [lbs] | Per Pack | Part no.   |
|------|------|-------|-------|-------|-------|-------|-------|-------|-------|--------------|----------|------------|
| 1/4  | 5/32 | 2.982 | 0.729 | 0.709 | 0.394 | 0.552 | 0.473 | 0.473 | 0.394 | 0.03         | 10       | R432000113 |
| 5/16 | 5/32 | 3.081 | 0.729 | 0.63  | 0.394 | 0.63  | 0.552 | 0.473 | 0.394 | 0.04         | 10       | R432000117 |
| 5/16 | 1/4  | 3.235 | 0.729 | 0.67  | 0.473 | 0.63  | 0.552 | 0.552 | 0.473 | 0.04         | 10       | R432000115 |
| 3/8  | 5/16 | 4.121 | 0.827 | 0.729 | 0.552 | 0.749 | 0.67  | 0.63  | 0.552 | 0.07         | 10       | R432000114 |

Dimensions in inches

## ▲ ★ Push-in Y, series QR1-RY2



| Ø D  | A     | B     | J     | X     | Y     | Weight [lbs] | Per Pack | Part no.   |
|------|-------|-------|-------|-------|-------|--------------|----------|------------|
| 5/32 | 1.899 | 0.63  | 0.378 | 0.473 | 0.394 | 0.02         | 10       | R432000265 |
| 1/4  | 1.501 | 0.67  | 0.473 | 0.552 | 0.473 | 0.02         | 10       | R432000262 |
| 5/16 | 1.655 | 0.729 | 0.552 | 0.63  | 0.552 | 0.03         | 10       | R432000264 |
| 3/8  | 1.891 | 0.827 | 0.709 | 0.749 | 0.67  | 0.05         | 10       | R432000263 |
| 1/2  | 2.128 | 0.887 | 0.82  | 0.906 | 0.827 | 0.07         | 10       | R432000261 |

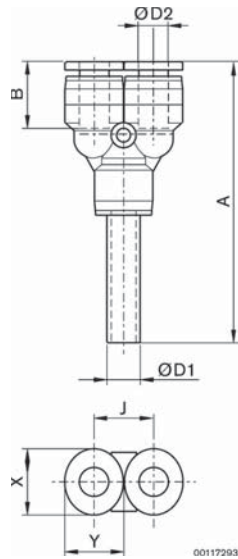
Dimensions in inches

# Plastic fittings, series QR1-Inch Standard

10-32 UNF – 1/2" NPTF, straight fitting for Ø 5/32" to 1/2" tube



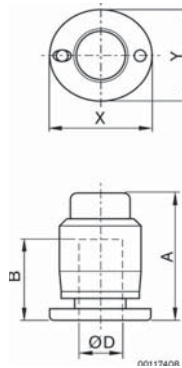
▲ ★ Push-in reducing Y, series QR1-R2R



| Ø D1 | Ø D2 | A     | B     | J     | X     | Y     | Weight [lbs] | Per Pack | Part no.   |
|------|------|-------|-------|-------|-------|-------|--------------|----------|------------|
| 1/4  | 5/32 | 2.175 | 0.63  | 0.378 | 0.473 | 0.394 | 0.02         | 10       | R432000013 |
| 5/16 | 1/4  | 2.313 | 0.67  | 0.473 | 0.552 | 0.473 | 0.02         | 10       | R432000015 |
| 3/8  | 5/16 | 2.155 | 0.729 | 0.552 | 0.63  | 0.552 | 0.04         | 10       | R432000014 |
| 1/2  | 3/8  | 2.963 | 0.827 | 0.709 | 0.749 | 0.67  | 0.06         | 10       | R432000012 |

Dimensions in inches

▲ ★ Blanking cap, series QR1-RCA



| Ø D  | A     | B     | X     | Y     | Weight [lbs] | Per Pack | Part no.   |
|------|-------|-------|-------|-------|--------------|----------|------------|
| 5/32 | 0.689 | 0.603 | 0.473 | 0.394 | 0.08         | 20       | R432002351 |
| 1/4  | 0.768 | 0.67  | 0.552 | 0.473 | 0.01         | 20       | R432000052 |
| 5/16 | 0.803 | 0.723 | 0.552 | 0.630 | 0.15         | 20       | R432002352 |
| 3/8  | 0.926 | 0.827 | 0.749 | 0.67  | 0.02         | 20       | R432000053 |
| 1/2  | 1.004 | 0.887 | 0.906 | 0.827 | 0.02         | 20       | R432000051 |


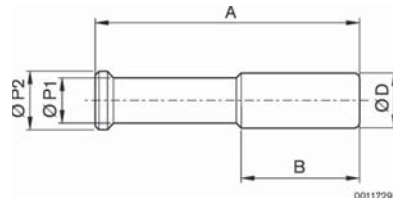
Dimensions in inches

# Plastic fittings, series QR1-Inch Standard

10-32 UNF – 1/2" NPTF, straight fitting for Ø 5/32" to 1/2" tube



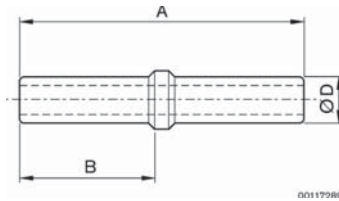
## ▲ ★ Blanking plug, series QR1-RBS



| Ø D  | A     | B     | Ø P1  | Ø P2  | Weight [lbs] | per Pack | Part no.   |
|------|-------|-------|-------|-------|--------------|----------|------------|
| 5/32 | 1.102 | 0.630 | 0.118 | 0.157 | 0.018        | 20       | R432002353 |
| 1/4  | 1.261 | 0.67  | 0.177 | 0.25  | 0.01         | 20       | R432000049 |
| 5/16 | 1.654 | 0.728 | 0.276 | 0.394 | 0.05         | 20       | R432002354 |
| 3/8  | 1.655 | 0.827 | 0.276 | 0.374 | 0.01         | 20       | R432000050 |
| 1/2  | 1.734 | 0.887 | 0.335 | 0.5   | 0.01         | 20       | R432000048 |

Dimensions in inches

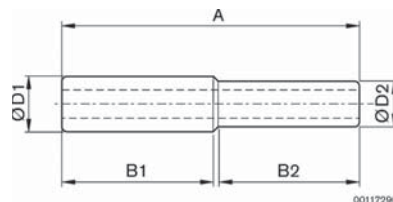
## ▲ ★ Male connector, series QR1-RDS



| Ø D1 | Ø D2 | A    | B     | Weight [lbs] | per Pack | Part no.   |
|------|------|------|-------|--------------|----------|------------|
| 5/32 | 5/32 | 1.38 | 0.630 | 0.01         | 20       | R432000062 |
| 1/4  | 1/4  | 1.46 | 0.670 | 0.01         | 20       | R432000056 |
| 5/16 | 5/16 | 1.81 | 0.830 | 0.01         | 20       | R432000060 |
| 3/8  | 3/8  | 1.97 | 0.827 | 0.01         | 20       | R432000058 |
| 1/2  | 1/2  | 1.97 | 0.887 | 0.01         | 20       | R432000054 |

Dimensions in inches

## ▲ ★ Male connector, reducing, series QR1-RDR



| Ø D1 | Ø D2 | A     | B1    | B2    | Weight [g] | per Pack | Part no.   |
|------|------|-------|-------|-------|------------|----------|------------|
| 1/4  | 5/32 | 1.418 | 0.67  | 0.63  | 0.01       | 20       | R432000057 |
| 5/16 | 1/4  | 1.537 | 0.729 | 0.67  | 0.01       | 20       | R432000061 |
| 3/8  | 5/16 | 1.694 | 0.827 | 0.827 | 0.01       | 20       | R432000059 |
| 1/2  | 3/8  | 1.891 | 0.887 | 0.887 | 0.01       | 20       | R432000055 |

Dimensions in inches

# Plastic fittings, series QR1-Inch Mini



Products

Technical Data

See page 5



Accessories

▲ ★ Straight fitting, external hex, series QR1-MAN

See page 28



▲ ★ Straight fitting, internal hex, series QR1-MIN

See page 28



▲ ★ Straight female, series QR1-MAI

See page 29



▲ ★ Elbow, series QR1-MVT

See page 29



▲ ★ Extended elbow, series QR1-MVL

See page 30



▲ ★ Male branch TEE, series QR1-MTT

See page 31



▲ ★ Male run TEE, series QR1-MLT

See page 31



▲ ★ Straight union, series QR1-MSK

See page 32



▲ ★ Reducing union, series QR1-MSR

See page 32



▲ ★ Bulkhead connector metal, series QR1-MSM

See page 33



▲ ★ Elbow union, series QR1-MVK

See page 33



▲ ★ Union TEE, series QR1-MTK

See page 34



# Plastic fittings, series QR1-Inch Mini

AVENTICS®

## ▲ Accessories

### ▲ ★ Tube to tube Y, series QR1-MYK

See page 34



### ▲ ★ Reducing Y, series QR1-MYR

See page 35



### ▲ ★ Cross connector, series QR1-MXS

See page 35



### ▲ ★ Straight reducer, series QR1-MED

See page 36



### ▲ ★ Push-in elbow, series QR1-MVA

See page 36



### ▲ ★ Push-in Y, series QR1-MYZ

See page 37



### ▲ ★ Push-in reduc. Y, ser. QR1-MY2

See page 37



### ▲ ★ Blanking cap, series QR1-MCA

See page 38



### ▲ ★ Plug, series QR1-MBS

See page 38

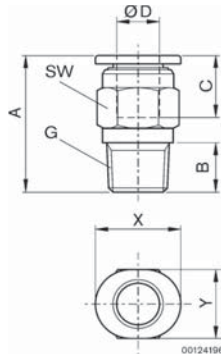


# Plastic fittings, series QR1-Inch Mini

10-32 UNF - 1/8 NPTF, push-in fitting for tubes Ø 1/8 to 1/4 INCH



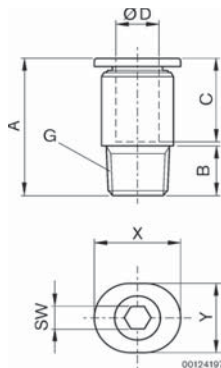
## ▲ ★ Straight fitting, external hex, series QR1-MAN



| G         | Ø D  | A     | B     | C     | SW    | X     | Y     | Weight [lbs] | per Pack | Part no.   |
|-----------|------|-------|-------|-------|-------|-------|-------|--------------|----------|------------|
| 10-32 UNF | 1/8  | 0.461 | 0.138 | 0.406 | 5/16  | 0.284 | 0.244 | 0.01         | 25       | R432000322 |
| NPT1/8    | 1/8  | 0.563 | 0.315 | 0.406 | 13/32 | 0.284 | 0.244 | 0.01         | 25       | R432000321 |
| 10-32 UNF | 5/32 | 0.634 | 0.138 | 0.441 | 5/16  | 0.394 | 0.315 | 0.01         | 25       | R432000332 |
| NPT1/8    | 5/32 | 0.599 | 0.315 | 0.441 | 13/32 | 0.394 | 0.315 | 0.01         | 25       | R432000330 |
| 10-32 UNF | 1/4  | 0.678 | 0.138 | 0.461 | 13/32 | 0.473 | 0.394 | 0.01         | 25       | R432000314 |
| NPT1/8    | 1/4  | 0.739 | 0.315 | 0.461 | 13/32 | 0.473 | 0.394 | 0.01         | 25       | R432000313 |

Dimensions in inches

## ▲ ★ Straight fitting, internal hex, series QR1-MIN



| G         | Ø D  | A     | B     | C     | SW   | X     | Y     | Weight [lbs] | Per Pack | Part no.   |
|-----------|------|-------|-------|-------|------|-------|-------|--------------|----------|------------|
| 10-32 UNF | 1/8  | 0.599 | 0.138 | 0.406 | 3/32 | 0.284 | 0.244 | 0.01         | 25       | R432000326 |
| NPT1/8    | 1/8  | 0.563 | 0.315 | 0.406 | 3/32 | 0.284 | 0.244 | 0.01         | 25       | R432000325 |
| 10-32 UNF | 5/32 | 0.634 | 0.138 | 0.441 | 3/32 | 0.394 | 0.315 | 0.01         | 25       | R432000333 |
| NPT1/8    | 5/32 | 0.599 | 0.315 | 0.441 | 3/32 | 0.394 | 0.315 | 0.01         | 25       | R432000331 |
| 10-32 UNF | 1/4  | 0.697 | 0.138 | 0.461 | 3/32 | 0.473 | 0.394 | 0.01         | 25       | R432000318 |
| NPT1/8    | 1/4  | 0.741 | 0.315 | 0.461 | 5/32 | 0.473 | 0.394 | 0.01         | 25       | R432000317 |

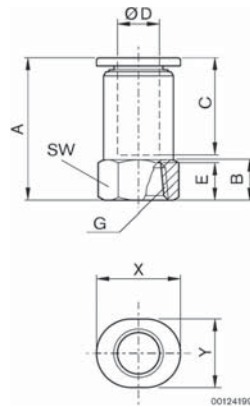
Dimensions in inches

# Plastic fittings, series QR1-Inch Mini

10-32 UNF - 1/8 NPTF, push-in fitting for tubes Ø 1/8 to 1/4 INCH



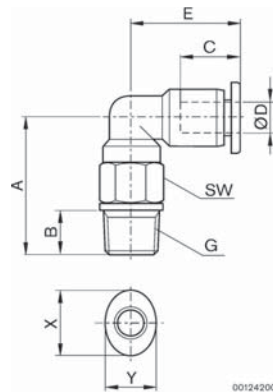
## ★ Straight female, series QR1-MAI



| G         | Ø D  | A     | B     | C     | E     | SW   | X     | Y     | Weight [lbs] | per Pack | Part no.   |
|-----------|------|-------|-------|-------|-------|------|-------|-------|--------------|----------|------------|
| 10-32 UNF | 1/8  | 0.623 | 0.197 | 0.406 | 0.197 | 5/16 | 7.2   | 0.244 | 0.01         | 25       | R432000301 |
| 10-32 UNF | 5/32 | 0.623 | 0.197 | 0.441 | 0.197 | 5/16 | 0.394 | 0.315 | 0.01         | 25       | R432000302 |

Dimensions in inches

## ★ Elbow, series QR1-MVT



| G         | Ø D  | A     | B     | C     | E     | SW    | X     | Y     | Weight [lbs] | per Pack | Part no.   |
|-----------|------|-------|-------|-------|-------|-------|-------|-------|--------------|----------|------------|
| 10-32 UNF | 1/8  | 0.567 | 0.138 | 0.355 | 0.416 | 5/16  | 0.284 | 0.244 | 0.01         | 25       | R432000358 |
| NPT1/8    | 1/8  | 0.67  | 0.315 | 0.355 | 0.416 | 13/32 | 0.284 | 0.244 | 0.01         | 25       | R432000357 |
| 10-32 UNF | 5/32 | 0.567 | 0.138 | 0.461 | 0.615 | 5/16  | 0.394 | 0.315 | 0.01         | 25       | R432000360 |
| NPT1/8    | 5/32 | 0.678 | 0.315 | 0.461 | 0.615 | 13/32 | 0.394 | 0.315 | 0.01         | 25       | R432000359 |
| 10-32 UNF | 1/4  | 0.607 | 0.138 | 0.473 | 0.642 | 5/16  | 0.473 | 0.394 | 0.01         | 25       | R432000356 |
| NPT1/8    | 1/4  | 0.687 | 0.315 | 0.473 | 0.642 | 13/32 | 0.473 | 0.394 | 0.01         | 25       | R432000355 |

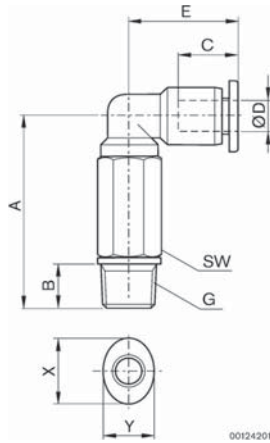
Dimensions in inches

# Plastic fittings, series QR1-Inch Mini

10-32 UNF - 1/8 NPTF, push-in fitting for tubes Ø 1/8 to 1/4 INCH



▲ ★ Extended elbow, series QR1-MVL



| G         | Ø D  | A     | B     | C     | E     | SW    | X     | Y     | Weight [lbs] | per Pack | Part no.   |
|-----------|------|-------|-------|-------|-------|-------|-------|-------|--------------|----------|------------|
| 10-32 UNF | 1/8  | 0.981 | 0.138 | 0.355 | 0.315 | 5/16  | 0.284 | 0.244 | 0.02         | 25       | R432000352 |
| NPT1/8    | 1/8  | 1.064 | 0.315 | 0.355 | 0.416 | 13/32 | 0.284 | 0.244 | 0.02         | 25       | R432000351 |
| 10-32 UNF | 5/32 | 0.981 | 0.138 | 0.461 | 0.615 | 5/16  | 0.394 | 0.315 | 0.02         | 25       | R432000354 |
| NPT1/8    | 5/32 | 1.032 | 0.315 | 0.461 | 0.615 | 13/32 | 0.394 | 0.315 | 0.03         | 25       | R432000353 |
| 10-32 UNF | 1/4  | 1.02  | 0.138 | 0.473 | 0.642 | 5/16  | 0.473 | 0.394 | 0.02         | 25       | R432000350 |
| NPT1/8    | 1/4  | 1.178 | 0.315 | 0.473 | 0.642 | 13/32 | 0.473 | 0.394 | 0.03         | 25       | R432000349 |

Dimensions in inches


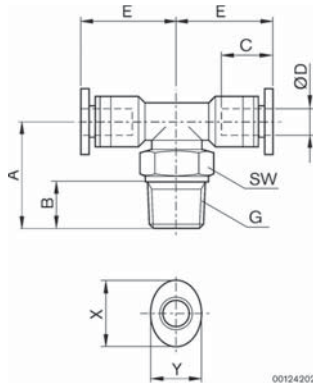


# Plastic fittings, series QR1-Inch Mini

10-32 UNF - 1/8 NPTF, push-in fitting for tubes Ø 1/8 to 1/4 INCH




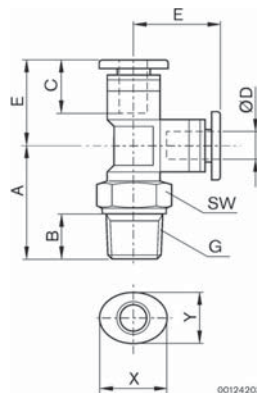
## ★ Male branch TEE, series QR1-MTT



| G         | Ø D  | A     | B     | C     | E     | SW    | X     | Y     | Weight [lbs] | per Pack | Part no.   |
|-----------|------|-------|-------|-------|-------|-------|-------|-------|--------------|----------|------------|
| 10-32 UNF | 1/8  | 0.981 | 0.138 | 0.355 | 0.516 | 5/16  | 0.284 | 0.244 | 0.01         | 25       | R432000342 |
| NPT1/8    | 1/8  | 1.064 | 0.315 | 0.355 | 0.516 | 13/32 | 0.284 | 0.244 | 0.01         | 25       | R432000341 |
| 10-32 UNF | 5/32 | 0.981 | 0.138 | 0.461 | 0.615 | 5/16  | 0.394 | 0.315 | 0.01         | 25       | R432000344 |
| NPT1/8    | 5/32 | 1.032 | 0.315 | 0.461 | 0.615 | 13/32 | 0.394 | 0.315 | 0.02         | 25       | R432000343 |
| 10-32 UNF | 1/4  | 1.02  | 0.138 | 0.473 | 0.654 | 5/16  | 0.473 | 0.394 | 0.01         | 25       | R432000340 |
| NPT1/8    | 1/4  | 1.178 | 0.315 | 0.473 | 0.654 | 13/32 | 0.473 | 0.394 | 0.02         | 25       | R432000339 |

Dimensions in inches

## ★ Male run TEE, series QR1-MLT



| G         | Ø D  | A     | B     | C     | E     | SW    | X     | Y     | Weight [lbs] | per Pack | Part no.   |
|-----------|------|-------|-------|-------|-------|-------|-------|-------|--------------|----------|------------|
| 10-32 UNF | 1/8  | 0.981 | 0.138 | 0.355 | 0.433 | 5/16  | 0.284 | 0.244 | 0.01         | 25       | R432000310 |
| NPT1/8    | 1/8  | 1.064 | 0.315 | 0.355 | 0.433 | 13/32 | 0.284 | 0.244 | 0.01         | 25       | R432000309 |
| 10-32 UNF | 5/32 | 0.981 | 0.138 | 0.697 | 0.536 | 5/16  | 0.394 | 0.315 | 0.01         | 25       | R432000312 |
| NPT1/8    | 5/32 | 1.032 | 0.315 | 0.697 | 0.539 | 13/32 | 0.394 | 0.315 | 0.02         | 25       | R432000311 |
| 10-32 UNF | 1/4  | 1.02  | 0.138 | 0.473 | 0.583 | 5/16  | 0.473 | 0.394 | 0.01         | 25       | R432000308 |
| NPT1/8    | 1/4  | 1.178 | 8     | 0.473 | 0.583 | 13/32 | 0.473 | 0.394 | 0.02         | 25       | R432000307 |

Dimensions in inches

# Plastic fittings, series QR1-Inch Mini

10-32 UNF - 1/8 NPTF, push-in fitting for tubes Ø 1/8 to 1/4 INCH



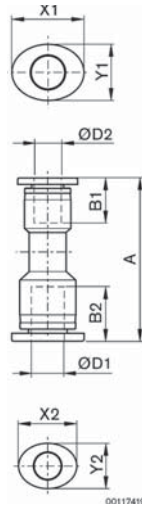
## ▲ ★ Straight union, series QR1-MSK



| Ø D | A     | B     | X     | Y     | Weight [lbs] | Per Pack | Part no.   |
|-----|-------|-------|-------|-------|--------------|----------|------------|
| 1/8 | 0.753 | 0.355 | 0.284 | 0.244 | 0.01         | 25       | R432000336 |
| 1/4 | 0.945 | 0.473 | 0.473 | 0.394 | 0.01         | 25       | R432000335 |

Dimensions in inches

## ▲ ★ Reducing union, series QR1-MSR



| Ø D1 | Ø D2 | A     | B1    | B2    | X1    | Y1    | X2    | Y2    | Weight [lbs] | Per Pack | Part no.   |
|------|------|-------|-------|-------|-------|-------|-------|-------|--------------|----------|------------|
| 5/32 | 1/8  | 0.845 | 0.461 | 0.355 | 0.284 | 0.244 | 0.394 | 0.315 | 0.01         | 25       | R432000328 |


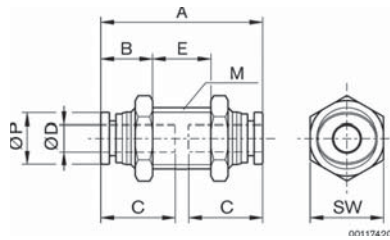
Dimensions in inches

# Plastic fittings, series QR1-Inch Mini

10-32 UNF - 1/8 NPTF, push-in fitting for tubes Ø 1/8 to 1/4 INCH



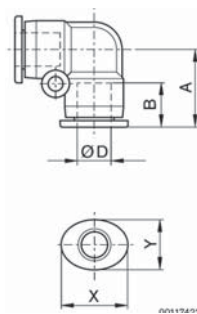
## ▲ ★ Bulkhead connector metal, series QR1-MSM



| Ø D | Ø P   | B     | E     | A     | SW    | C     | M       | Weight [lbs] | Per Pack | Part no.   |
|-----|-------|-------|-------|-------|-------|-------|---------|--------------|----------|------------|
| 1/8 | 0.236 | 0.276 | 0.296 | 0.705 | 13/32 | 0.406 | M8x0.75 | 0.01         | 25       | R432000334 |

Dimensions in inches

## ▲ ★ Elbow union, series QR1-MVK



| Ø D | A     | B     | X     | Y     | Weight [lbs] | Per Pack | Part no.   |
|-----|-------|-------|-------|-------|--------------|----------|------------|
| 1/8 | 0.431 | 0.355 | 0.284 | 0.244 | 0.01         | 25       | R432000348 |
| 1/4 | 0.583 | 0.473 | 0.473 | 0.394 | 0.01         | 25       | R432000347 |

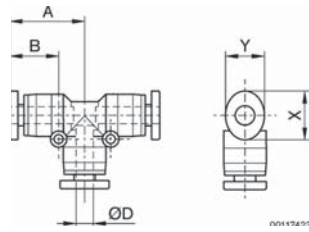
Dimensions in inches

# Plastic fittings, series QR1-Inch Mini

10-32 UNF - 1/8 NPTF, push-in fitting for tubes Ø 1/8 to 1/4 INCH




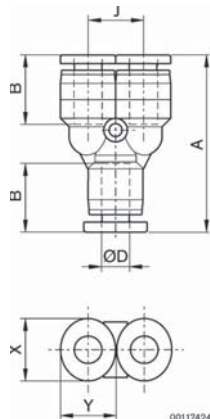
## ▲ ★ Union TEE, series QR1-MTK



| Ø D | A     | B     | X     | Y     | Weight [lbs] | Per Pack | Part no.   |
|-----|-------|-------|-------|-------|--------------|----------|------------|
| 1/8 | 0.431 | 0.355 | 0.284 | 0.244 | 0.01         | 25       | R432000338 |
| 1/4 | 0.583 | 0.473 | 0.473 | 0.394 | 0.01         | 25       | R432000337 |

Dimensions in inches

## ▲ ★ Tube to tube Y, series QR1-MYK



| Ø D | A     | B     | J     | X     | Y     | Weight [lbs] | Per Pack | Part no.   |
|-----|-------|-------|-------|-------|-------|--------------|----------|------------|
| 1/8 | 0.374 | 0.191 | 0.323 | 0.284 | 0.244 | 0,01         | 25       | R432000327 |
| 1/4 | 0.493 | 0.268 | 0.411 | 0.473 | 0.394 | 0,01         | 25       | R432000319 |

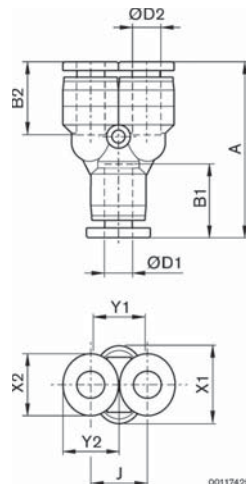
Dimensions in inches

# Plastic fittings, series QR1-Inch Mini

10-32 UNF - 1/8 NPTF, push-in fitting for tubes Ø 1/8 to 1/4 INCH



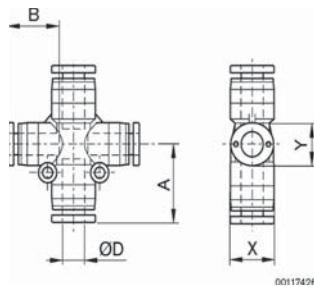
## ★ Reducing Y, series QR1-MYR



| Ø D1 | Ø D2 | A     | B1    | B2    | J     | X1    | Y1    | X2    | Y2    | Weight [lbs] | Per Pack | Part no.   |
|------|------|-------|-------|-------|-------|-------|-------|-------|-------|--------------|----------|------------|
| 1/8  | 5/32 | 1.143 | 0.355 | 0.355 | 0.323 | 0.284 | 0.244 | 0.276 | 0.236 | 0.01         | 25       | R432000364 |
| 5/32 | 1/4  | 1.152 | 0.461 | 0.355 | 0.323 | 0.394 | 0.315 | 0.284 | 0.244 | 0.01         | 25       | R432000363 |

Dimensions in inches

## ★ Cross connector, series QR1-MXS



| Ø D | A     | B     | X     | Y     | Weight [lbs] | Per Pack | Part no.   |
|-----|-------|-------|-------|-------|--------------|----------|------------|
| 1/8 | 0.355 | 0.191 | 0.244 | 0.284 | 0.01         | 25       | R432000323 |
| 1/4 | 0.473 | 0.268 | 0.473 | 0.473 | 0.01         | 25       | R432000315 |

Dimensions in inches

# Plastic fittings, series QR1-Inch Mini

10-32 UNF - 1/8 NPT, push-in fitting for tubes Ø 1/8 to 1/4 INCH



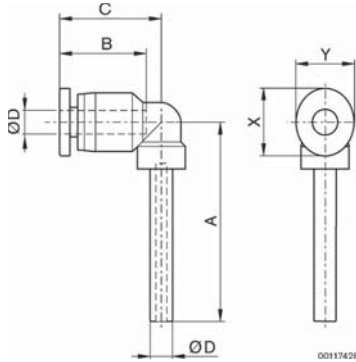
▲ ★ **Straight reducer, series QR1-MED**



| Ø D2 | Ø D1 | A     | B1    | B2    | C     | X     | Y     | Weight [lbs] | Per Pack | Part no.   |
|------|------|-------|-------|-------|-------|-------|-------|--------------|----------|------------|
| 5/32 | 1/4  | 1.292 | 0.461 | 0.473 | 0.504 | 0.394 | 0.315 | 0.01         | 25       | R432000305 |

Dimensions in inches

▲ ★ **Push-in elbow, series QR1-MVA**



| Ø D | A     | B     | C     | X     | Y     | Weight [lbs] | Per Pack | Part no.   |
|-----|-------|-------|-------|-------|-------|--------------|----------|------------|
| 1/8 | 0.89  | 0.355 | 0.414 | 0.284 | 0.244 | 0.01         | 25       | R432000346 |
| 1/4 | 1.245 | 0.473 | 0.642 | 0.473 | 0.394 | 0.01         | 25       | R432000345 |

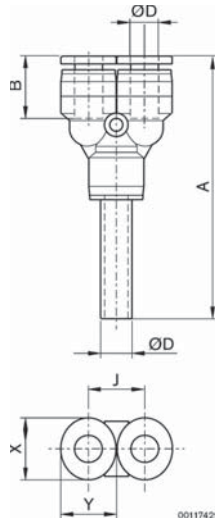
Dimensions in inches

# Plastic fittings, series QR1-Inch Mini

10-32 UNF - 1/8 NPT, push-in fitting for tubes  $\varnothing$  1/8 to 1/4 INCH



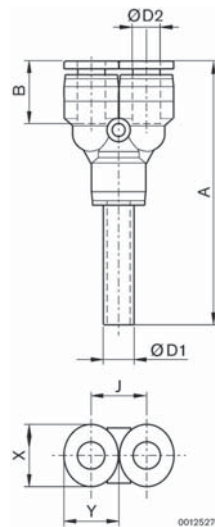
▲ ★ Push-in Y, series QR1-MYZ



| $\varnothing$ D | A     | B     | J     | X     | Y     | Weight [lbs] | Per Pack | Part no.   |
|-----------------|-------|-------|-------|-------|-------|--------------|----------|------------|
| 1/8             | 1.714 | 0.355 | 0.323 | 0.284 | 0.244 | 0.01         | 25       | R432000324 |
| 1/4             | 1.99  | 0.473 | 0.402 | 0.473 | 0.394 | 0.01         | 25       | R432000316 |

Dimensions in inches

▲ ★ Push-in reducing Y, series QR1-MY2



| $\varnothing$ D1 | $\varnothing$ D2 | P     | $\varnothing$ d | F     | J     | C1    | C2    | B     | X     | Y     | Weight [lbs] | Per Pack | Part no.   |
|------------------|------------------|-------|-----------------|-------|-------|-------|-------|-------|-------|-------|--------------|----------|------------|
| 5/32             | 1/8              | 0.323 | 0.126           | 0.402 | 0.323 | 0.461 | 0.354 | 1.760 | 0.283 | 0.244 | 0.01         | 25       | R432000362 |
| 1/4              | 5/32             | 0.315 | 0.126           | 0.402 | 0.315 | 0.472 | 0.461 | 1.882 | 0.394 | 0.315 | 0.01         | 25       | R432000361 |


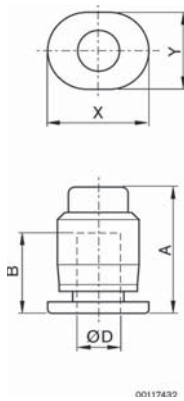
Dimensions in inches

# Plastic fittings, series QR1-Inch Mini

10-32 UNF - 1/8 NPT, push-in fitting for tubes  $\varnothing$  1/8 to 1/4 INCH



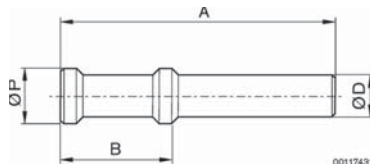
## ▲ ★ Blanking cap, series QR1-MCA



| $\varnothing$ D | A     | B     | X     | Y     | Weight [lbs] | Per Pack | Part no.   |
|-----------------|-------|-------|-------|-------|--------------|----------|------------|
| 1/8             | 0.422 | 0.374 | 0.276 | 0.236 | 0.01         | 25       | R432000304 |
| 1/4             | 0.492 | 0.472 | 0.472 | 0.393 | 0.01         | 25       | R432000303 |

Dimensions in inches

## ▲ ★ Plug, series QR1-MBS



| $\varnothing$ D | A     | B     | $\varnothing$ P | Weight [lbs] | per Pack | Part no.   |
|-----------------|-------|-------|-----------------|--------------|----------|------------|
| 1/8             | 0.867 | 0.374 | 0.158           | 0.01         | 25       | R432000329 |

Dimensions in inches



# Function Fittings, QR1 - Inch

Index

**AVENTICS**<sup>®</sup>

Products

★ Technical Data

See page 5



▲ Accessories

▲ ★ Straight fitting with built-in check valve, series QR1-ANR

See page 40



▲ ★ Straight fitting, self-sealing, series QR1-AAN

See page 41



▲ ★ Elbow fitting, self-sealing, series QR1-AVT

See page 42



▲ ★ Straight union with built-in check valve, series QR1-SKR

See page 43



▲ ★ Plug connector, self-sealing, series QR1-ASK

See page 44



▲ ★ Bulkhead, self-sealing, series QR1-ASS

See page 45



▲ ★ Ball valve, thread to push-in fitting, series QR1-BGS

See page 46



▲ ★ Elbow ball valve, thread to push-in fitting, series QR1-BWG

See page 47



▲ ★ Bulkhead ball valve, push-in fitting to push-in fitting, series QR1-BSS

See page 48



▲ ★ Ball valve, push-in fitting to push-in fitting, series QR1-BSK

See page 49



▲ ★ Right angle flow control valve, series QR1-DWA

See page 50



▲ ★ Right angle flow control valve, series QR1-DWB mini

See page 51



▲ ★ In-line flow control valve, block shape, series QR1-DBS

See page 52



# Function Fittings, QR1 - Inch


Straight fitting with built-in check valve



▲ ★ **Straight fitting with built-in check valve, series QR1-ANR**

|                           |  |  |
|---------------------------|--|--|
| Type                      | Poppet valve/ sealing lip valve              |  |
| Max. pressure             | 145 psi                                      |  |
| Opening pressure          | 12 psi                                       |  |
| Ambient temperature range | 32 °F to +140 °F                             |  |
| Medium                    | Compressed air, lubricated or non-lubricated |  |
| Weight                    | See table                                    |  |

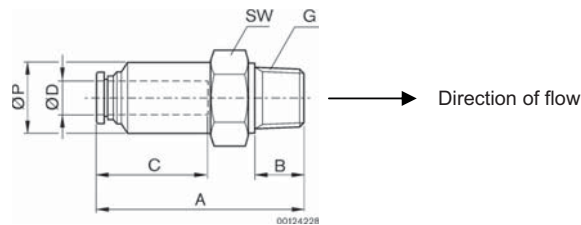
|           |               |                               |
|-----------|---------------|-------------------------------|
| Materials | Body<br>Seals | Brass nickel-plated<br>Buna-N |
|-----------|---------------|-------------------------------|



▶ ★ **Part no.**

|  | G         | Ø D  | Weight [lbs] | Per Pack | Part no.   |
|--|-----------|------|--------------|----------|------------|
|  | 10-32 UNF | 5/32 | 0.03         | 5        | R432000424 |
|  | NPT 1/8   | 5/32 | 0.03         | 5        | R432000423 |
|  | NPT 1/8   | 5/16 | 0.03         | 5        | R432000422 |
|  | NPT 1/8   | 1/4  | 0.03         | 5        | R432000417 |
|  | NPT 1/4   | 1/4  | 0.05         | 5        | R432000418 |
|  | NPT 1/4   | 5/16 | 0.05         | 5        | R432000421 |
|  | NPT 3/8   | 3/8  | 0.05         | 5        | R432000419 |
|  | NPT 3/8   | 1/2  | 0.08         | 2        | R432000415 |
|  | NPT 1/2   | 3/8  | 0.06         | 2        | R432000420 |
|  | NPT 1/2   | 1/2  | 0.06         | 2        | R432000416 |

Fig. 1



| Part no.   | G         | Ø D  | A     | B     | C     | SW    | Ø P   |
|------------|-----------|------|-------|-------|-------|-------|-------|
| R432000424 | 10-32 UNF | 5/32 | 1.182 | 0.217 | 0.63  | 7/16  | 0.394 |
| R432000423 | NPT 1/8   | 5/32 | 1.221 | 0.315 | 0.63  | 7/16  | 0.394 |
| R432000422 | NPT 1/8   | 5/16 | 1.127 | 0.315 | 0.729 | 9/16  | 0.406 |
| R432000417 | NPT 1/4   | 1/4  | 0.973 | 0.315 | 0.67  | 1/2   | 0.473 |
| R432000418 | NPT 1/4   | 1/4  | 1.127 | 0.433 | 0.67  | 1/2   | 0.511 |
| R432000421 | NPT 1/4   | 5/16 | 1.127 | 0.433 | 0.729 | 9/16  | 0.406 |
| R432000419 | NPT 3/8   | 3/8  | 2.45  | 0.473 | 0.827 | 11/16 | 0.989 |
| R432000415 | NPT 3/8   | 1/2  | 2.537 | 0.473 | 0.887 | 7/8   | 0.985 |
| R432000420 | NPT 1/2   | 3/8  | 2.466 | 0.591 | 0.827 | 7/8   | 1.103 |
| R432000416 | NPT 1/2   | 1/2  | 2.778 | 0.591 | 0.887 | 7/8   | 1.103 |

Dimensions in inches

# Function Fittings, QR1 - Inch


Straight fitting, self-sealing



▲ ★ **Straight fitting, self-sealing, series QR1-AAN**

|                           |  |  |
|---------------------------|--|--|
| Type                      | Poppet valve/ sealing lip valve              |  |
| Max. pressure             | 145 psi                                      |  |
| Ambient temperature range | 32 °F to +140 °F                             |  |
| Medium                    | Compressed air, lubricated or non-lubricated |  |
| Weight                    | See table                                    |  |

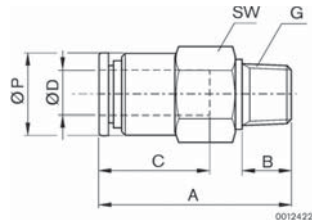
|           |       |                     |
|-----------|-------|---------------------|
| Materials | Body  | Brass nickel-plated |
|           | Seals | Buna-N              |



▶ ★ **Part no.**

|  | G       | Ø D  | Weight [lbs] | Per Pack | Part no.   |
|--|---------|------|--------------|----------|------------|
|  | NPT 1/8 | 5/32 | 0.02         | 10       | R432000442 |
|  | NPT 1/8 | 1/4  | 0.03         | 10       | R432000436 |
|  | NPT 1/4 | 1/4  | 0.03         | 10       | R432000437 |
|  | NPT 1/4 | 5/16 | 0.04         | 10       | R432000440 |
|  | NPT 3/8 | 5/16 | 0.08         | 10       | R432000441 |
|  | NPT 3/8 | 3/8  | 0.09         | 10       | R432000438 |
|  | NPT 3/8 | 1/2  | 0.13         | 10       | R432000434 |
|  | NPT 1/2 | 3/8  | 0.13         | 10       | R432000439 |
|  | NPT 1/2 | 1/2  | 0.15         | 10       | R432000435 |

Fig. 1



| Part no.   | G       | Ø D  | A     | B     | C     | SW    | Ø P   |
|------------|---------|------|-------|-------|-------|-------|-------|
| R432000442 | NPT 1/8 | 5/32 | 1.004 | 0.315 | 0.63  | 7/16  | 0.394 |
| R432000436 | NPT 1/8 | 1/4  | 1.095 | 0.315 | 0.67  | 1/2   | 0.473 |
| R432000437 | NPT 1/4 | 1/4  | 1.095 | 0.433 | 0.67  | 9/16  | 0.552 |
| R432000440 | NPT 1/4 | 5/16 | 1.253 | 0.433 | 0.729 | 9/16  | 0.552 |
| R432000441 | NPT 3/8 | 5/16 | 1.253 | 0.473 | 0.729 | 11/16 | 0.67  |
| R432000438 | NPT 3/8 | 3/8  | 1.422 | 0.473 | 0.827 | 11/16 | 0.67  |
| R432000434 | NPT 3/8 | 1/2  | 1.749 | 0.473 | 0.887 | 7/8   | 0.796 |
| R432000439 | NPT 1/2 | 3/8  | 1.422 | 0.591 | 0.827 | 7/8   | 0.709 |
| R432000435 | NPT 1/2 | 1/2  | 1.741 | 0.591 | 0.887 | 7/8   | 0.796 |

Dimensions in inches

# Function Fittings, QR1 - Inch


Elbow fitting, self-sealing



★ Elbow fitting, self-sealing, series QR1-AVT

|                           |  |  |
|---------------------------|--|--|
| Type                      | Poppet valve / sealing lip valve             |  |
| Max. pressure             | 145 psi                                      |  |
| Ambient temperature range | 32 °F to +140 °F                             |  |
| Medium                    | Compressed air, lubricated or non-lubricated |  |
| Weight                    | See table                                    |  |

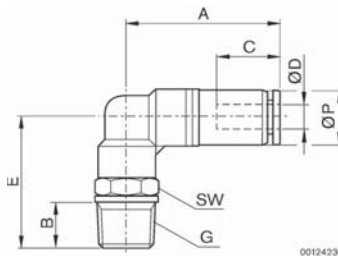
|           |               |                               |
|-----------|---------------|-------------------------------|
| Materials | Body<br>Seals | Brass nickel-plated<br>Buna-N |
|-----------|---------------|-------------------------------|



★ Part no.

|  | G         | Ø D  | Weight [lbs] | Per Pack | Part no.   |
|--|-----------|------|--------------|----------|------------|
|  | 10-32 UNF | 5/32 | 0.04         | 10       | R432000456 |
|  | 10-32 UNF | 1/4  | 0.04         | 10       | R432000448 |
|  | NPT 1/8   | 5/32 | 0.04         | 10       | R432000455 |
|  | NPT 1/8   | 1/4  | 0.05         | 10       | R432000446 |
|  | NPT 1/8   | 5/16 | 0.05         | 10       | R432000452 |
|  | NPT 1/4   | 1/4  | 0.07         | 10       | R432000447 |
|  | NPT 1/4   | 5/16 | 0.06         | 5        | R432000453 |
|  | NPT 1/4   | 3/8  | 0.13         | 5        | R432000449 |
|  | NPT 3/8   | 5/16 | 0.09         | 5        | R432000454 |
|  | NPT 3/8   | 3/8  | 0.15         | 5        | R432000450 |
|  | NPT 3/8   | 1/2  | 0.2          | 5        | R432000444 |
|  | NPT 1/2   | 3/8  | 0.18         | 5        | R432000451 |
|  | NPT 1/2   | 1/2  | 0.22         | 5        | R432000445 |

Fig. 1



| Part no.   | G         | Ø D  | A     | B     | C     | E     | SW    | Ø P   |
|------------|-----------|------|-------|-------|-------|-------|-------|-------|
| R432000456 | 10-32 UNF | 5/32 | 1.21  | 0.217 | 0.63  | 0.871 | 7/16  | 0.411 |
| R432000448 | 10-32 UNF | 1/4  | 1.257 | 0.217 | 0.67  | 0.89  | 1/2   | 0.489 |
| R432000455 | NPT 1/8   | 5/32 | 1.21  | 0.315 | 0.63  | 0.969 | 7/16  | 0.411 |
| R432000446 | NPT 1/8   | 1/4  | 1.257 | 0.315 | 0.67  | 0.945 | 1/2   | 0.489 |
| R432000452 | NPT 1/8   | 5/16 | 1.608 | 0.315 | 0.729 | 1.064 | 9/16  | 0.567 |
| R432000447 | NPT 1/4   | 1/4  | 1.257 | 0.433 | 0.67  | 1.103 | 9/16  | 0.489 |
| R432000453 | NPT 1/4   | 5/16 | 1.608 | 0.433 | 0.729 | 1.221 | 9/16  | 0.567 |
| R432000449 | NPT 1/4   | 3/8  | 1.875 | 0.433 | 0.827 | 1.379 | 11/16 | 0.693 |
| R432000454 | NPT 3/8   | 5/16 | 1.608 | 0.473 | 0.729 | 1.261 | 11/16 | 0.567 |
| R432000450 | NPT 3/8   | 3/8  | 1.875 | 0.473 | 0.827 | 1.418 | 11/16 | 0.693 |
| R432000444 | NPT 3/8   | 1/2  | 2.187 | 0.473 | 0.887 | 1.497 | 7/8   | 0.835 |
| R432000451 | NPT 1/2   | 3/8  | 1.875 | 0.591 | 0.827 | 1.537 | 7/8   | 0.693 |
| R432000445 | NPT 1/2   | 1/2  | 2.187 | 0.591 | 0.887 | 1.615 | 7/8   | 0.835 |

Dimensions in inches

# Function Fittings, QR1 - Inch

Straight union with built-in check valve



★ **Straight union with built-in check valve, series QR1-SKR**

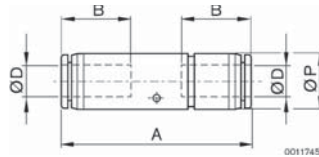
|                           |  |               |
|---------------------------|--|---------------|
| Type                      | Poppet valve / sealing lip valve             |               |
| Max. pressure             | 145 psi                                      |               |
| Ambient temperature range | 32 °F to +140 °F                             |               |
| Medium                    | Compressed air, lubricated or non-lubricated |               |
| Weight                    | See table                                    |               |
| Materials                 | Body<br>Seals                                | PBT<br>Buna-N |



★ **Part no.**

|  | Ø D  | Weight [lbs] | Per Pack | Part no.   |
|--|------|--------------|----------|------------|
|  | 5/32 | 0.01         | 5        | R432000433 |
|  | 1/4  | 0.02         | 5        | R432000430 |
|  | 5/16 | 0.02         | 5        | R432000432 |
|  | 3/8  | 0.03         | 2        | R432000431 |
|  | 1/2  | 0.03         | 2        | R432000429 |

Fig. 1



| Part no.   | Ø D  | A     | B     | Ø P   |
|------------|------|-------|-------|-------|
| R432000433 | 5/32 | 1.407 | 0.63  | 0.394 |
| R432000430 | 1/4  | 1.639 | 0.67  | 0.489 |
| R432000432 | 5/16 | 2.033 | 0.729 | 0.567 |
| R432000431 | 3/8  | 3.046 | 0.827 | 0.985 |
| R432000429 | 1/2  | 3.152 | 0.887 | 0.985 |

Dimensions in inches

# Function Fittings, QR1 - Inch

Plug connector, self-sealing



★ Plug connector, self-sealing, series QR1-ASK

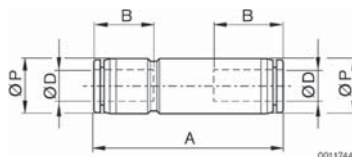
|                           |  |
|---------------------------|--|
| Type                      | Poppet valve / sealing lip valve             |
| Max. pressure             | 145 psi                                      |
| Ambient temperature range | 32 °F to +140 °F                             |
| Medium                    | Compressed air, lubricated or non-lubricated |
| Weight                    | See table                                    |



★ Part no.

|  | Ø D  | Weight [lbs] | Per Pack | Part no.   |
|--|------|--------------|----------|------------|
|  | 5/32 | 0.01         | 10       | R432000461 |
|  | 1/4  | 0.02         | 10       | R432000458 |
|  | 5/16 | 0.03         | 10       | R432000460 |
|  | 3/8  | 0.06         | 10       | R432000459 |
|  | 1/2  | 0.07         | 10       | R432000457 |

Fig. 1



| Part no.   | Ø D  | A     | B     | Ø P   |
|------------|------|-------|-------|-------|
| R432000461 | 5/32 | 1.69  | 0.63  | 0.394 |
| R432000458 | 1/4  | 1.86  | 0.67  | 0.489 |
| R432000460 | 5/16 | 2.072 | 0.729 | 0.567 |
| R432000459 | 3/8  | 2.38  | 0.827 | 0.693 |
| R432000457 | 1/2  | 2.774 | 0.887 | 0.835 |

Dimensions in inches

# Function Fittings, QR1 - Inch

Bulkhead, self-sealing



**★ Bulkhead, self-sealing, series QR1-ASS**

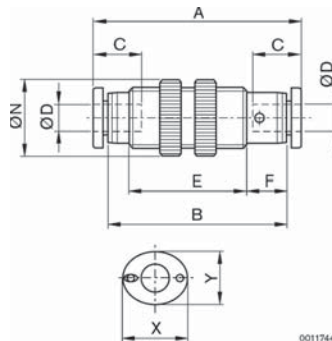
|                           |  |  |
|---------------------------|--|--|
| Type                      | Poppet valve / sealing lip valve             |  |
| Max. pressure             | 145 psi                                      |  |
| Ambient temperature range | 32 °F to +140 °F                             |  |
| Medium                    | Compressed air, lubricated or non-lubricated |  |
| Weight                    | See table                                    |  |

|           |               |               |
|-----------|---------------|---------------|
| Materials | Body<br>Seals | PBT<br>Buna-N |
|-----------|---------------|---------------|



**★ Part no.**

|  | Ø D  | Weight [lbs] | Per Pack | Part no.   |
|--|------|--------------|----------|------------|
|  | 5/32 | 0.02         | 5        | R432000466 |
|  | 1/4  | 0.02         | 5        | R432000463 |
|  | 5/16 | 0.04         | 5        | R432000465 |
|  | 3/8  | 0.06         | 5        | R432000464 |
|  | 1/2  | 0.08         | 5        | R432000462 |



| Part no.   | Ø D  | A     | B    | C     | E | F     | Ø N   | X     | Y     |
|------------|------|-------|------|-------|---|-------|-------|-------|-------|
| R432000466 | 5/32 | 1.474 | 37.4 | 0.63  | — | 0.37  | 0.67  | 0.473 | 0.394 |
| R432000463 | 1/4  | 1.635 | 41.5 | 0.67  | — | 0.39  | 0.801 | 0.552 | 0.473 |
| R432000465 | 5/16 | 1.86  | 47.2 | 0.729 | — | 0.418 | 0.906 | 0.63  | 0.552 |
| R432000464 | 3/8  | 2.124 | 52.9 | 0.827 | — | 0.445 | 1.143 | 0.749 | 0.67  |
| R432000462 | 1/2  | 2.494 | 63.3 | 0.887 | — | 0.414 | 1.261 | 0.906 | 0.827 |

Dimensions in inches

# Function Fittings, QR1 - Inch

Ball valve, thread to push-in fitting



★ **Ball valve, thread to push-in fitting, series QR1-BGS**

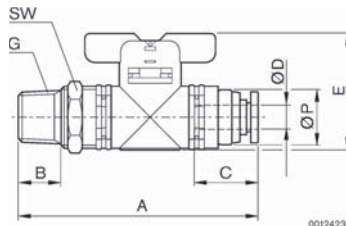
|                           |  |
|---------------------------|--|
| Type                      | Ball valve                                   |
| Max. pressure             | 145 psi                                      |
| Ambient temperature range | 32 °F to +140 °F                             |
| Medium                    | Compressed air, lubricated or non-lubricated |
| Weight                    | See table                                    |

|           |               |               |
|-----------|---------------|---------------|
| Materials | Body<br>Seals | PBT<br>Buna-N |
|-----------|---------------|---------------|



▶ ★ **Part no.**

| Symbol | G       | Ø D  | Weight [lbs] | Per Pack | Part no.          |
|--------|---------|------|--------------|----------|-------------------|
|        | NPT 1/8 | 1/4  | 0.12         | 5        | <b>R432000366</b> |
|        | NPT 1/8 | 5/16 | 0.12         | 5        | <b>R432000369</b> |
|        | NPT 1/4 | 1/4  | 0.12         | 5        | <b>R432000365</b> |
|        | NPT 1/4 | 5/16 | 0.13         | 5        | <b>R432000368</b> |
|        | NPT 1/4 | 3/8  | 0.28         | 5        | <b>R432000375</b> |
|        | NPT 1/4 | 1/2  | 0.29         | 5        | <b>R432000372</b> |
|        | NPT 3/8 | 1/4  | 0.14         | 5        | <b>R432000367</b> |
|        | NPT 3/8 | 5/16 | 0.15         | 5        | <b>R432000370</b> |
|        | NPT 3/8 | 3/8  | 0.29         | 5        | <b>R432000376</b> |
|        | NPT 3/8 | 1/2  | 0.29         | 5        | <b>R432000373</b> |
|        | NPT 1/2 | 3/8  | 0.32         | 5        | <b>R432000374</b> |
|        | NPT 1/2 | 1/2  | 0.33         | 5        | <b>R432000371</b> |



| Part no.          | G       | Ø D  | A     | B     | C     | E     | SW    | Ø P   |
|-------------------|---------|------|-------|-------|-------|-------|-------|-------|
| <b>R432000366</b> | NPT 1/8 | 1/4  | 2.38  | 0.315 | 0.67  | 0.906 | 11/16 | 0.67  |
| <b>R432000369</b> | NPT 1/8 | 5/16 | 2.376 | 0.315 | 0.729 | 0.906 | 11/16 | 0.67  |
| <b>R432000365</b> | NPT 1/4 | 1/4  | 2.498 | 0.433 | 0.67  | 0.906 | 11/16 | 0.67  |
| <b>R432000368</b> | NPT 1/4 | 5/16 | 2.494 | 0.433 | 0.729 | 0.906 | 11/16 | 0.67  |
| <b>R432000375</b> | NPT 1/4 | 3/8  | 3.247 | 0.433 | 0.827 | 1.103 | 31/32 | 0.945 |
| <b>R432000372</b> | NPT 1/4 | 1/2  | 3.264 | 0.433 | 0.887 | 1.103 | 31/32 | 0.945 |
| <b>R432000367</b> | NPT 3/8 | 1/4  | 2.537 | 0.473 | 0.67  | 0.906 | 11/16 | 0.67  |
| <b>R432000370</b> | NPT 3/8 | 5/16 | 2.533 | 0.473 | 0.729 | 0.906 | 11/16 | 0.67  |
| <b>R432000376</b> | NPT 3/8 | 3/8  | 3.286 | 0.473 | 0.827 | 1.103 | 31/32 | 0.945 |
| <b>R432000373</b> | NPT 3/8 | 1/2  | 3.304 | 0.473 | 0.887 | 1.103 | 31/32 | 0.945 |
| <b>R432000374</b> | NPT 1/2 | 3/8  | 3.444 | 0.591 | 0.827 | 1.103 | 31/32 | 0.945 |
| <b>R432000371</b> | NPT 1/2 | 1/2  | 3.461 | 0.591 | 0.887 | 1.103 | 31/32 | 0.945 |

Dimensions in inches



# Function Fittings, QR1 - Inch

Elbow ball valve, thread to push-in fitting



★ Elbow ball valve, thread to push-in fitting, series QR1-BWG

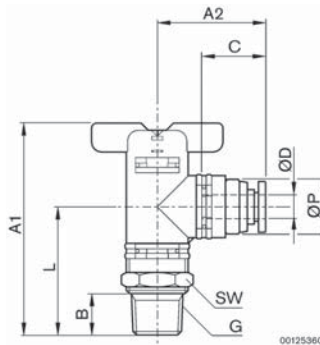
|                           |  |
|---------------------------|--|
| Type                      | Ball valve                                   |
| Max. pressure             | 145 psi                                      |
| Ambient temperature range | 32 °F to +140 °F                             |
| Medium                    | Compressed air, lubricated or non-lubricated |
| Weight                    | See table                                    |

|           |               |               |
|-----------|---------------|---------------|
| Materials | Body<br>Seals | PBT<br>Buna-N |
|-----------|---------------|---------------|



➔ ★ Part no.

| Symbol | G       | Ø D  | Weight [lbs] | Per Pack | Part no.   |
|--------|---------|------|--------------|----------|------------|
|        | NPT 1/8 | 1/4  | 0.12         | 5        | R432000378 |
|        | NPT 1/8 | 5/16 | 0.12         | 5        | R432000381 |
|        | NPT 1/4 | 1/4  | 0.13         | 5        | R432000377 |
|        | NPT 1/4 | 5/16 | 0.13         | 5        | R432000380 |
|        | NPT 1/4 | 3/8  | 0.29         | 5        | R432000387 |
|        | NPT 1/4 | 1/2  | 0.29         | 5        | R432000384 |
|        | NPT 3/8 | 1/4  | 0.15         | 5        | R432000379 |
|        | NPT 3/8 | 5/16 | 0.15         | 5        | R432000382 |
|        | NPT 3/8 | 3/8  | 0.29         | 5        | R432000388 |
|        | NPT 3/8 | 1/2  | 0.3          | 5        | R432000385 |
|        | NPT 1/2 | 3/8  | 0.33         | 5        | R432000386 |
|        | NPT 1/2 | 1/2  | 0.34         | 5        | R432000383 |



| Part no.   | G       | ØD   | A1    | A2    | B     | C     | L     | SW    | Ø P   |
|------------|---------|------|-------|-------|-------|-------|-------|-------|-------|
| R432000378 | NPT 1/8 | 1/4  | 2.118 | 1.172 | 0.315 | 0.67  | 1.212 | 11/16 | 0.67  |
| R432000381 | NPT 1/8 | 5/16 | 2.118 | 1.192 | 0.315 | 0.729 | 1.212 | 11/16 | 0.67  |
| R432000377 | NPT 1/4 | 1/4  | 2.236 | 1.172 | 0.433 | 0.67  | 1.212 | 11/16 | 0.67  |
| R432000380 | NPT 1/4 | 5/16 | 2.236 | 1.192 | 0.433 | 0.729 | 1.212 | 11/16 | 0.67  |
| R432000387 | NPT 1/4 | 3/8  | 2.84  | 1.58  | 0.433 | 0.827 | 1.738 | 31/32 | 0.945 |
| R432000384 | NPT 1/4 | 1/2  | 2.84  | 1.576 | 0.433 | 0.887 | 1.736 | 31/32 | 0.945 |
| R432000379 | NPT 3/8 | 1/4  | 2.275 | 1.172 | 0.473 | 0.67  | 1.212 | 11/16 | 0.67  |
| R432000382 | NPT 3/8 | 5/16 | 2.275 | 1.192 | 0.473 | 0.729 | 1.212 | 11/16 | 0.67  |
| R432000388 | NPT 3/8 | 3/8  | 2.88  | 1.58  | 0.473 | 0.827 | 1.777 | 31/32 | 0.945 |
| R432000385 | NPT 3/8 | 1/2  | 2.88  | 1.576 | 0.473 | 0.887 | 1.777 | 31/32 | 0.945 |
| R432000386 | NPT 1/2 | 3/8  | 3.038 | 1.58  | 0.591 | 0.827 | 1.935 | 31/32 | 0.945 |
| R432000383 | NPT 1/2 | 1/2  | 3.038 | 1.576 | 0.591 | 0.887 | 1.935 | 31/32 | 0.945 |

Dimensions in inches

# Function Fittings, QR1 - Inch

Bulkhead ball valve, push-in fitting to push-in fitting



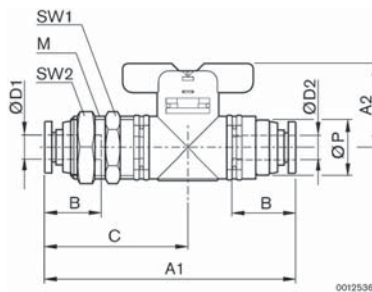
**★ Bulkhead ball valve, push-in fitting to push-in fitting, series QR1-BSS**

|                           |  |               |
|---------------------------|--|---------------|
| Type                      | Ball valve                                   |               |
| Max. pressure             | 145 psi                                      |               |
| Ambient temperature range | 32 °F to +140 °F                             |               |
| Medium                    | Compressed air, lubricated or non-lubricated |               |
| Weight                    | See table                                    |               |
| Materials                 | Body<br>Seals                                | PBT<br>Buna-N |



**★ Part no.**

| Symbol | Ø D1 | Ø D2 | Weight [lbs] | Per Pack | Part no.   |
|--------|------|------|--------------|----------|------------|
|        | 1/4  | 1/4  | 0.1          | 5        | R432000401 |
|        | 5/16 | 1/4  | 0.11         | 5        | R432000403 |
|        | 5/16 | 5/16 | 0.1          | 5        | R432000404 |
|        | 3/8  | 3/8  | 0.24         | 5        | R432000402 |
|        | 1/2  | 3/8  | 0.26         | 5        | R432000400 |



| Part no.   | Ø D1 | Ø D2 | M       | A1    | A2    | B     | C     | SW1 | SW2 | Ø P   |
|------------|------|------|---------|-------|-------|-------|-------|-----|-----|-------|
| R432000401 | 1/4  | 1/4  | UNF 5/8 | 2.9   | 0.906 | 0.67  | 1.73  | 3/4 | 3/4 | 0.67  |
| R432000403 | 5/16 | 1/4  | UNF 5/8 | 2.92  | 0.906 | 0.729 | 1.749 | 3/4 | 3/4 | 0.67  |
| R432000404 | 5/16 | 5/16 | UNF 5/8 | 2.92  | 0.906 | 0.729 | 1.749 | 3/4 | 3/4 | 0.67  |
| R432000402 | 3/8  | 3/8  | UNF 7/8 | 3.7   | 1.103 | 0.827 | 2.191 | 1   | 1   | 0.945 |
| R432000400 | 1/2  | 3/8  | UNF 7/8 | 3.684 | 1.103 | 0.887 | 2.167 | 1   | 1   | 0.945 |

Dimensions in inches

# Function Fittings, QR1 - Inch

Ball valve, push-in fitting to push-in fitting



★ **Ball valve, push-in fitting to push-in fitting, series QR1-BSK**

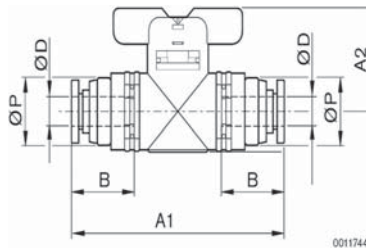
|                           |  |
|---------------------------|--|
| Type                      | Ball valve                                   |
| Max. pressure             | 145 psi                                      |
| Ambient temperature range | 32 °F to +140 °F                             |
| Medium                    | Compressed air, lubricated or non-lubricated |
| Weight                    | See table                                    |

|           |               |               |
|-----------|---------------|---------------|
| Materials | Body<br>Seals | PBT<br>Buna-N |
|-----------|---------------|---------------|



★ **Part no.**

| Symbol | Ø D  | Weight [lbs] | Per Pack | Part no.          |
|--------|------|--------------|----------|-------------------|
|        | 1/4  | 0.09         | 5        | <b>R432000406</b> |
|        | 5/16 | 0.1          | 5        | <b>R432000408</b> |
|        | 3/8  | 0.22         | 5        | <b>R432000407</b> |
|        | 1/2  | 0.23         | 5        | <b>R432000405</b> |



| Part no.          | Ø D  | A1    | A2    | B     | Ø P   |
|-------------------|------|-------|-------|-------|-------|
| <b>R432000406</b> | 1/4  | 2.34  | 0.906 | 0.67  | 0.67  |
| <b>R432000408</b> | 5/16 | 2.332 | 0.906 | 0.729 | 0.67  |
| <b>R432000407</b> | 3/8  | 3.089 | 1.103 | 0.827 | 0.945 |
| <b>R432000405</b> | 1/2  | 3.124 | 1.103 | 0.887 | 0.945 |

Dimensions in inches

# Function Fittings, QR1 - Inch

Right angle flow control valve



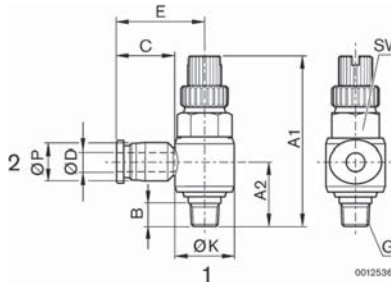
★ Right angle flow control valve, series QR1-DWA (meter out)

|   |  |                      |
|---|--|----------------------|
| Type  | Cone choke                                   |                      |
| Max. pressure   | 145 psi                                      |                      |
| Opening pressure (check valve)                                    | 7 psi  |                      |
| Nominal flow rate Q <sub>n</sub> (SCFM)<br>at 87 psi, Δp = 15 psi | See table                                    |                      |
| Ambient temperature range   | 32 °F to +140 °F                             |                      |
| Medium  | Compressed air, lubricated or non-lubricated |                      |
| Weight  | See table                                    |                      |
| Materials   | Body   | PBT                  |
|   | Seals  | Buna-N               |
|   | Throttling screw                             | Brass, nickel-plated |



★ Part no.

|  | Direction of throttle | G         | Ø D  | Nominal flow rate [SCFM] | Weight [lbs] | Per Pack | Part no.   |
|--|-----------------------|-----------|------|--------------------------|--------------|----------|------------|
|  | 1 --> 2               | 10-32 UNF | 5/32 | 2.65                     | 0.02         | 1        | R432002367 |
|  |                       | 10-32 UNF | 1/4  | 2.65                     | 0.02         | 1        | R432002369 |
|  |                       | NPT 1/8   | 5/32 | 6.0                      | 0.04         | 1        | R432002368 |
|  |                       | NPT 1/8   | 1/4  | 6.0                      | 0.04         | 1        | R432002370 |
|  |                       | NPT 1/8   | 5/16 | 6.0                      | 0.04         | 1        | R432002373 |
|  |                       | NPT 1/4   | 1/4  | 9.88                     | 0.07         | 1        | R432002371 |
|  |                       | NPT 1/4   | 5/16 | 9.88                     | 0.09         | 1        | R432002374 |
|  |                       | NPT 1/4   | 3/8  | 9.88                     | 0.09         | 1        | R432002377 |
|  |                       | NPT 3/8   | 1/4  | 33.54                    | 0.14         | 1        | R432002372 |
|  |                       | NPT 3/8   | 5/16 | 33.54                    | 0.14         | 1        | R432002375 |
|  |                       | NPT 3/8   | 3/8  | 33.54                    | 0.15         | 1        | R432002378 |
|  |                       | NPT 3/8   | 1/2  | 33.54                    | 0.15         | 1        | R432002380 |
|  |                       | NPT 1/2   | 5/16 | 54.72                    | 0.22         | 1        | R432002376 |
|  |                       | NPT 1/2   | 3/8  | 54.72                    | 0.23         | 1        | R432002379 |
|  |                       | NPT 1/2   | 1/2  | 54.72                    | 0.23         | 1        | R432002381 |



| Part no.   | G         | Ø D  | A1 (max) | A2    | B     | C     | E     | Ø K   | SW   | Ø P   |
|------------|-----------|------|----------|-------|-------|-------|-------|-------|------|-------|
| R432002367 | 10-32 UNF | 5/32 | 1.044    | 0.256 | 0.138 | 0.63  | 0.725 | 0.394 | 5/16 | 0.411 |
| R432002369 | 10-32 UNF | 1/4  | 1.852    | 0.591 | 0.493 | 0.67  | 0.839 | 0.394 | 5/16 | 0.489 |
| R432002368 | NPT 1/8   | 5/32 | 1.044    | 0.256 | 0.138 | 0.63  | 0.725 | 0.394 | 7/16 | 0.411 |
| R432002370 | NPT 1/8   | 1/4  | 1.418    | 0.473 | 0.276 | 0.67  | 0.855 | 0.567 | 7/16 | 0.489 |
| R432002373 | NPT 1/8   | 5/16 | 2.049    | 0.619 | 0.611 | 0.729 | 0.926 | 0.567 | 7/16 | 0.567 |
| R432002371 | NPT 1/4   | 1/4  | 1.635    | 0.493 | 0.394 | 0.67  | 0.938 | 0.725 | 9/16 | 0.489 |
| R432002374 | NPT 1/4   | 5/16 | 1.635    | 0.571 | 0.394 | 0.729 | 1.052 | 0.725 | 9/16 | 0.567 |
| R432002377 | NPT 1/4   | 3/8  | 1.852    | 0.69  | 0.493 | 0.827 | 1.202 | 0.725 | 9/16 | 0.693 |
| R432002372 | NPT 3/8   | 1/4  | 1.852    | 0.571 | 0.496 | 0.67  | 1.036 | 0.867 | 3/4  | 0.489 |
| R432002375 | NPT 3/8   | 5/16 | 1.852    | 0.63  | 0.496 | 0.729 | 1.068 | 0.867 | 3/4  | 0.567 |
| R432002378 | NPT 3/8   | 3/8  | 2.049    | 0.749 | 0.611 | 0.827 | 1.217 | 0.867 | 3/4  | 0.693 |
| R432002380 | NPT 3/8   | 1/2  | 2.049    | 0.749 | 0.496 | 0.887 | 1.371 | 0.867 | 3/4  | 0.835 |
| R432002376 | NPT 1/2   | 5/16 | 2.049    | 0.682 | 0.611 | 0.729 | 1.143 | 1.103 | 1    | 0.567 |
| R432002379 | NPT 1/2   | 3/8  | 2.049    | 0.749 | 0.611 | 0.827 | 1.292 | 1.103 | 1    | 0.693 |
| R432002381 | NPT 1/2   | 1/2  | 2.049    | 0.749 | 0.611 | 0.887 | 1.43  | 1.103 | 1    | 0.835 |

Dimensions in inches

# Function Fittings, QR1 - Inch

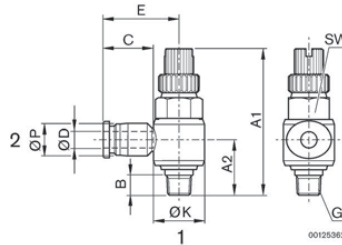
Right angle flow control valve, mini



## ★ Right angle flow control valve, series QR1-DWA

|                                |  |
|--------------------------------|--|
| Type                           | Cone choke                                   |
| Max. pressure                  | 145 psi                                      |
| Opening pressure (check valve) | 7 psi  |
| Nominal flow rate Qn (SCFM)    | See table                                    |
| at 87 psi, Δp = 15 psi         | 32 °F to +140 °F                             |
| Ambient temperature range      | Compressed air, lubricated or non-lubricated |
| Medium                         | See table                                    |
| Weight                         |  |

|           |                                   |                                       |
|-----------|-----------------------------------|---------------------------------------|
| Materials | Body<br>Seals<br>Throttling screw | PBT<br>Buna-N<br>Brass, nickel-plated |
|-----------|-----------------------------------|---------------------------------------|



|  | Direction of throttle | G       | Ø D | Nominal Flow Rate [SCFM] | Weight [lbs] | Per Pack | Part No.   |
|--|-----------------------|---------|-----|--------------------------|--------------|----------|------------|
|  | 2-->1<br>(meter-in)   | NPT 1/4 | 1/4 | 9.88                     | 0.07         | 1        | R432000791 |
|  |                       | NPT 3/8 | 3/8 | 33.54                    | 0.15         | 1        | R432000792 |
|  |                       | NPT 1/2 | 1/2 | 54.72                    | 0.23         | 1        | R432000793 |

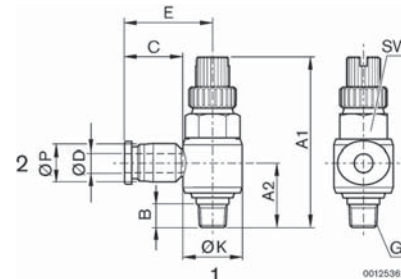
| Part No.   | G       | ØD  | A1 (max) | A2    | B     | C   | E     | ØK    | SW   | ØP    |
|------------|---------|-----|----------|-------|-------|-----|-------|-------|------|-------|
| R442000791 | NPT 1/4 | 1/4 | 1.635    | 0.493 | 0.394 | 0.7 | 0.938 | 0.725 | 9/16 | 0.489 |
| R432000792 | NPT 3/8 | 3/8 | 2.049    | 0.749 | 0.611 | 0.8 | 1.217 | 0.867 | 3/4  | 0.693 |
| R432000793 | NPT 1/2 | 1/2 | 2.049    | 0.749 | 0.611 | 0.9 | 1.430 | 1.103 | 1    | 0.835 |

Dimensions in inches

## ◆ Right angle flow control valve, series QR1-DWB - Mini

|                                |  |
|--------------------------------|--|
| Type                           | Cone choke                                   |
| Max. pressure                  | 145 psi                                      |
| Opening pressure (check valve) | 7 psi  |
| Nominal flow rate Qn (SCFM)    | See table                                    |
| at 87 psi, Δp = 15 psi         | 32 °F to +140 °F                             |
| Ambient temperature range      | Compressed air, lubricated or non-lubricated |
| Medium                         | See table                                    |
| Weight                         |  |

|           |                                   |                                       |
|-----------|-----------------------------------|---------------------------------------|
| Materials | Body<br>Seals<br>Throttling screw | PBT<br>Buna-N<br>Brass, nickel-plated |
|-----------|-----------------------------------|---------------------------------------|



| Ø D  | G         | C     | E     | B     | SW   | Ø P   | Ø K   | A1 (max) | A2    | Nominal flow rate [SCFM] | Weight [lbs] | Per Pack | Part no.   |
|------|-----------|-------|-------|-------|------|-------|-------|----------|-------|--------------------------|--------------|----------|------------|
| 1/8  | 10-32 UNF | 0.355 | 0.552 | 0.158 | 5/16 | 0.256 | 0.394 | 1.044    | 0.272 | 2.65                     | 0.02         | 1        | R432002362 |
| 5/32 | 10-32 UNF | 0.461 | 0.617 | 0.158 | 5/16 | 0.315 | 0.394 | 1.044    | 0.252 | 2.65                     | 0.02         | 1        | R432002363 |
| 5/32 | NPT 1/8   | 0.461 | 0.701 | 0.315 | 7/16 | 0.315 | 0.552 | 1.418    | 0.441 | 6.0                      | 0.03         | 1        | R432002364 |
| 1/4  | 10-32 UNF | 0.473 | 0.662 | 0.158 | 5/16 | 0.411 | 0.394 | 1.044    | 0.252 | 2.65                     | 0.02         | 1        | R432002365 |
| 1/4  | NPT 1/8   | 0.473 | 0.717 | 0.315 | 7/16 | 0.411 | 0.552 | 1.418    | 0.441 | 6.0                      | 0.04         | 1        | R432002366 |

Dimensions in inches

# Function Fittings, QR1 - Inch


In-line flow control valve



▲ ★ In-line flow control valve, block shape, series QR1-DBS

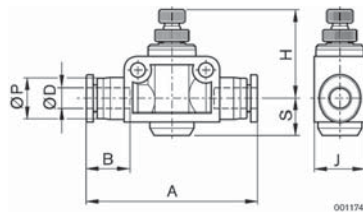
|                                |  |  |
|--------------------------------|--|--|
| Type                           | Cone choke                                   |  |
| Max. pressure                  | 145 psi                                      |  |
| Opening pressure (check valve) | 7 psi  |  |
| Ambient temperature range      | 32 °F to +140 °F                             |  |
| Medium                         | Compressed air, lubricated or non-lubricated |  |
| Weight                         | See table                                    |  |

|           |                  |                      |
|-----------|------------------|----------------------|
| Materials | Body             | PBT                  |
|           | Seals            | NBR                  |
|           | Throttling screw | Brass, nickel-plated |



▲ ★ Part no.

|  | Ø D  | Weight [lbs] | Per pack | Part no.   |
|--|------|--------------|----------|------------|
|  | 5/32 | 0.03         | 5        | R432002382 |
|  | 1/4  | 0.06         | 5        | R432002383 |
|  | 5/16 | 0.09         | 5        | R432002384 |
|  | 3/8  | 0.15         | 5        | R432002385 |
|  | 1/2  | 0.24         | 5        | R432002386 |



| Part no.   | Ø D  | A     | B     | J     | H     | S     | Ø P   |
|------------|------|-------|-------|-------|-------|-------|-------|
| R432002382 | 5/32 | 1.426 | 0.63  | 0.394 | 0.701 | 0.256 | 0.411 |
| R432002383 | 1/4  | 1.682 | 0.67  | 0.591 | 1.064 | 0.433 | 0.489 |
| R432002384 | 5/16 | 2.041 | 0.729 | 0.709 | 1.123 | 0.473 | 0.567 |
| R432002385 | 3/8  | 2.348 | 0.827 | 0.827 | 1.34  | 0.473 | 0.693 |
| R432002386 | 1/2  | 2.813 | 0.887 | 1.103 | 1.32  | 0.63  | 0.835 |

Dimensions in inches

# Plastic Tubing - Inch

Plastic tubing, Polyurethane; Silencers



## Plastic Tubing, Polyurethane (PUR) - Inch

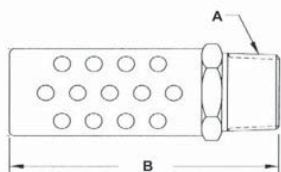
Pressure medium Air  
 Temperature range -40° to 165°F  
 Vacuum rating to 28" Hg  
 Diameter tolerance ± .005"  
 Working pressure 3 to 1 safety factor (see table)  
 UV stabilized Yes  
 Material Polyurethane



► Other tube sizes, colors and materials are available on request. Please contact factory for details.

| Part Numbers:<br>Tubing Size (Inch) | Blue<br>Polyurethane<br>Part Number | Clear<br>Polyurethane<br>Part Number | Bend<br>Radius | Max. Pressure (psi) |       | Package Qty.<br>(feet) | Weight<br>(lbs.) |
|-------------------------------------|-------------------------------------|--------------------------------------|----------------|---------------------|-------|------------------------|------------------|
|                                     |                                     |                                      |                | 75°F                | 150°F |                        |                  |
| 1/8" OD x .066 ID                   | R432026247                          | R432026251                           | 1/4            | 255                 | 100   | 50                     | 0.25             |
| 1/4" OD x .160 ID                   | R432026248                          | R432026252                           | 1/2            | 175                 | 70    | 100                    | 1.50             |
| 3/8" OD x .245 ID                   | R432026249                          | R432026253                           | 7/8            | 170                 | 70    | 100                    | 3.40             |
| 1/2" OD x .320 ID                   | R432026250                          | R432030140                           | 1 1/8          | 175                 | 70    | 50                     | 2.55             |


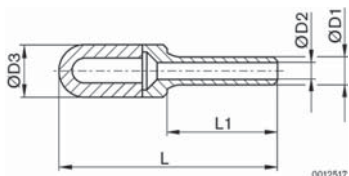
## ★ Silencers, NPT male threads



| A Thread [NPT] | B    | C    | Part Number       | Weight [oz.] | Flow [SCFM] at 90 psi |
|----------------|------|------|-------------------|--------------|-----------------------|
| 1/8-27         | 1.38 | 0.44 | <b>R432012062</b> | 0.02         | 44                    |
| 1/4-18         | 1.75 | 0.56 | <b>R432012060</b> | 0.05         | 96                    |
| 3/8-18         | 2.20 | 0.69 | <b>R432012058</b> | 0.08         | 200                   |
| 1/2-14         | 2.75 | 0.87 | <b>R432012052</b> | 0.15         | 304                   |
| 3/4-14         | 3.16 | 1.06 | <b>R432012059</b> | 0.27         | 560                   |
| 1-11 1/2       | 3.87 | 1.31 | <b>R432012057</b> | 0.46         | 800                   |
| 1 1/4-11 1/2   | 4.50 | 1.69 | <b>R432012061</b> | 0.82         | 1120                  |

Dimensions in inches

## ★ Silencers, male stem, inch push-in



| Ø D1 | Ø D2 | Ø D3 | L1   | L    | Per Pack | Part no.          |
|------|------|------|------|------|----------|-------------------|
| 6.4  | 3.5  | 12.5 | 20.5 | 45   | 5        | <b>R412005727</b> |
| 9.5  | 6.5  | 15.5 | 26.5 | 57.5 | 5        | <b>R412005728</b> |
| 12.5 | 9.2  | 18.5 | 29.0 | 82   | 5        | <b>R412007714</b> |

Dimensions in mm

# Adapter Fittings

Adapters - metric to inch/common pipe fittings



## Male/Female Adapter ISO G (BSPP) to Inch

| A male   | B female | Per Pack* | Part No.   |
|----------|----------|-----------|------------|
| ISO G1/8 | 1/8" NPT | 10        | R432011744 |
| ISO G1/4 | 1/4" NPT | 10        | R432011874 |
| ISO G3/8 | 3/8" NPT | 10        | R432011847 |
| ISO G1/2 | 1/2" NPT | 10        | R432011745 |
| 1/8" NPT | ISO G1/8 | 10        | R432012022 |
| 1/4" NPT | ISO G1/4 | 10        | R432012023 |
| 3/8" NPT | ISO G3/8 | 10        | R432012024 |
| 1/2" NPT | ISO G1/2 | 10        | R432012025 |



## M7 Adapter fittings


| Type     | Part No.          | Thread | Tube O.D. | Pack Qty.* |
|----------|-------------------|--------|-----------|------------|
| straight | <b>1823373100</b> | M7     | 4mm       | 25         |
| straight | <b>1823373088</b> | M7     | 6mm       | 25         |
| elbow    | <b>R412005377</b> | M7     | 4mm       | 25         |
| elbow    | <b>R412005378</b> | M7     | 6mm       | 25         |
| straight | <b>R412004925</b> | M7     | 1/8"      | 25         |
| straight | <b>R412004926</b> | M7     | 1/4"      | 25         |



## Hex Socket Pipe Plug

| Size     | A min/max (in.) | Part No.          | Pack Qty.* |
|----------|-----------------|-------------------|------------|
| 1/8" NPT | 0.290/0.370     | <b>R432027753</b> | 1          |
| 1/4" NPT | 0.417/0.475     | <b>R432027754</b> | 1          |
| 3/8" NPT | 0.475/0.520     | <b>R432012125</b> | 1          |
| 1/2" NPT | 0.524/0.630     | <b>R432027755</b> | 1          |


Material: Zinc plated steel



## Hex Pipe Double Nipple

Material: Brass

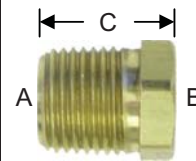
| A         | B (in.) | Hex Width (in.) | Part No.          | Pack Qty.* |
|-----------|---------|-----------------|-------------------|------------|
| 10-32 UNF | 0.50    | 0.25            | <b>R432012043</b> | 1          |
| 1/8" NPT  | 0.97    | 0.44            | <b>R432012044</b> | 1          |
| 1/4" NPT  | 1.38    | 0.56            | <b>R432012041</b> | 1          |
| 3/8" NPT  | 1.41    | 0.69            | <b>R432030233</b> | 1          |
| 1/2" NPT  | 1.81    | 0.88            | <b>R432012042</b> | 1          |



## Reducer Bushing

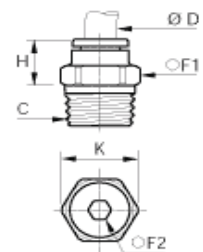
Material: Brass, except R432012160 is zinc plated steel.

| A male   | B female  | C (in.) | Hex Width (in.) | New Part No.*     | Pack Qty.* |
|----------|-----------|---------|-----------------|-------------------|------------|
| 1/8" NPT | 10-32 UNF | 0.53    | 0.44            | <b>R432030232</b> | 1          |
| 1/4" NPT | 1/8" NPT  | 0.75    | 0.64            | <b>R432027750</b> | 1          |
| 3/8" NPT | 1/8" NPT  | 0.75    | 0.68            | <b>R432012159</b> | 1          |
| 3/8" NPT | 1/4" NPT  | 0.75    | 0.68            | <b>R432027749</b> | 1          |
| 1/2" NPT | 1/4" NPT  | 1.00    | 0.88            | <b>R432027751</b> | 1          |
| 1/2" NPT | 3/8" NPT  | 1.00    | 0.88            | <b>R432030225</b> | 1          |
| 3/4" NPT | 1/4" NPT  | 1.00    | 1.12            | <b>R432030202</b> | 1          |
| 3/4" NPT | 3/8" NPT  | 1.00    | 1.13            | <b>R432030201</b> | 1          |
| 3/4" NPT | 1/2" NPT  | 1.06    | 1.13            | <b>R432012160</b> | 1          |



## Hybrid Fittings - Inch tube to Male BSPT (R ISO)

| Part Number       | ØD (in.) | C    | F1 (in.) | F2 (in.) | H (in.) | K (in.) | wt. (oz.) |
|-------------------|----------|------|----------|----------|---------|---------|-----------|
| <b>R432016913</b> | 5/32     | R1/8 | 0.39     | 0.12     | 0.37    | 0.43    | 0.282     |
| <b>R432016914</b> | 1/8      | R1/8 | 0.43     | 0.12     | 0.34    | 0.47    | 0.176     |
| <b>R432016917</b> | 1/4      | R1/8 | 0.43     | 0.16     | 0.47    | 0.47    | 0.212     |
| <b>R432016918</b> | 1/4      | R1/4 | 0.55     | 0.16     | 0.37    | 0.59    | 0.741     |
| <b>R432016919</b> | 3/8      | R1/4 | 0.71     | 0.20     | 0.30    | 0.77    | 0.600     |
| <b>R432016922</b> | 1/2      | R1/4 | 0.87     | 0.24     | 1.06    | 0.94    | 1.552     |
| <b>R432016920</b> | 3/8      | R3/8 | 0.51     | 0.20     | 0.79    | 0.55    | 0.670     |
| <b>R432016923</b> | 1/2      | R3/8 | 0.87     | 0.28     | 1.02    | 0.94    | 1.693     |
| <b>R432016921</b> | 3/8      | R1/2 | 0.55     | 0.24     | 0.66    | 0.59    | 2.152     |
| <b>R432016924</b> | 1/2      | R1/2 | 0.94     | 0.28     | 0.81    | 0.94    | 1.728     |



Note: BSP-T (R ISO tapered) threads can be used in an ISO G (BSPP) female port, with sealing ensured by thread sealant.

\*Pack Quantity is order quantity multiple due to package size.



# Plastic fittings, QR1 - Standard Metric

M 5 – G 1/2, push-in fitting for compressed air hoses Ø 4 to 16 mm

**AVENTICS**<sup>®</sup>

Products

★ Technical Data

See page 59



▲ Accessories

▲ ★ Straight fitting, series QR1-RPN

See page 60



▲ ★ Straight female fitting, series QR1-RAI

See page 61



▲ ★ Bulkhead gland, series QR1-RSI

See page 61



▲ ★ Push-in fitting, series QR1-RAS

See page 62



▲ ★ Elbow fitting, series QR1-RVT

See page 62



▲ ★ Elbow fitting long, series QR1-RVL

See page 63



▲ ★ Elbow female stud fitting, series QR1-RVI

See page 63



▲ ★ Elbow fitting 45°, series QR1-RAT

See page 64



▲ ★ Swivel banjo connection 1-fold, Series QR1-RW1

See page 65



▲ ★ Swivel banjo connection 2-fold, series QR1-RW2

See page 65



▲ ★ Swivel banjo connection 3-fold, series QR1-RW3

See page 66



▲ ★ Swivel banjo connection 2-fold double, series QR1-RW4

See page 66



# Plastic fittings, QR1 - Standard Metric

M 5 – G 1/2, push-in fitting for compressed air hoses Ø 4 to 16 mm

**AVENTICS**<sup>®</sup>

## ▲ Accessories

▲ ★ Swivel banjo connection 3-fold double, series QR1-RW6

See page 67



▲ ★ Swivel banjo connection 1-fold with internal thread, series QR1-RIW

See page 68



▲ ★ Swivel banjo connection 2-fold with internal thread, series QR1-RID

See page 68



▲ ★ Banjo bolt 1-fold, series QR1-RH1

See page 69



▲ ★ Banjo bolt 2-fold, series QR1-RH2

See page 69



▲ ★ Banjo bolt 3-fold, series QR1-RH3

See page 70



▲ ★ Ring connector 1-fold, series QR1-RV1

See page 70



▲ ★ Ring connector 2-fold, series QR1-RT1

See page 71



▲ ★ Fitting, reducing, 3-fold, series QR1-RMG

See page 71



▲ ★ Branch-T fitting, series QR1-RTT

See page 72



▲ ★ T-banjo connection, series QR1-RTS

See page 73



▲ ★ Male run T, series QR1-RLT

See page 73



▲ ★ Y-fitting, series QR1-RAY

See page 74



▲ ★ Y-fitting 2-fold, series QR1-RDY

See page 74



▲ ★ Straight plug connector, series QR1-RSK

See page 75



▲ ★ Straight plug connector, reducing, series QR1-RSR

See page 75



▲ ★ Bulkhead plug connector, metal, series QR1-RSM

See page 76



▲ ★ Bulkhead plug connector, plastic, series QR1-RSC

See page 76



# Plastic fittings, QR1 - Standard Metric

M 5 – G 1/2, push-in fitting for compressed air hoses Ø 4 to 16 mm

**AVENTICS**<sup>®</sup>

## ▲ Accessories

▲ ★ Elbow plug connector, series QR1-RVK

See page 77



▲ ★ Elbow bulkhead plug connector, series QR1-RVS

See page 77



▲ ★ Plug connector, reducing, 3-fold, series QRT-RMT

See page 78



▲ ★ T-plug connector, series QR1-RTK

See page 78



▲ ★ T-plug connector, reducing, series QR1-RTR

See page 79



▲ ★ Y-plug connector, series QR1-RYK

See page 79




▲ ★ Y - plug connector, reducing, series QR1-RYR

See page 80



▲ ★ Y-plug connector, reducing 2-fold, series QR1-RYD

See page 81



▲ ★ X-plug connector, series QR1-RXS

See page 81



▲ ★ Straight push-in fitting, reducing, series QR1-RED

See page 82



▲ ★ Elbow push-in fitting, series QR1-RVA

See page 82



▲ ★ Elbow push-in fitting, long, series QR1-RLL

See page 83



▲ ★ Elbow push-in fitting, reducing, series QR1-RVR

See page 83



▲ ★ Elbow push-in fitting 45°, series QR1-RVW

See page 84



▲ ★ Push-in fitting, reducing, 3-fold, series QRT-RMS

See page 84



▲ ★ T-push-in fitting, series QR1-RTC

See page 85



▲ ★ Y-push-in fitting, series QR1-RY2

See page 85



▲ ★ Y-push-in fitting, reducing, series QR1-R2R

See page 86



# Plastic fittings, QR1 - Standard Metric

M 5 – G 1/2, push-in fitting for compressed air hoses Ø 4 to 16 mm

**AVENTICS**<sup>®</sup>

## ▲ Accessories

▲ ★ Y-push-in fitting, reducing, 2-fold, series QR1-RY4

See page 87



▲ ★ Blanking cap, series QR1-RCA

See page 87



▲ ★ Blanking plug, series QR1-RBS

See page 88



▲ ★ Male connector, series QR1-RDS

See page 88



▲ ★ Male connector, reducing, series QR1-RDR

See page 89



▲ ★ Hose connection piece, series QR1-RTU

See page 89



# Plastic fittings, QR1 - Standard Metric

Technical Data



## Technical Data

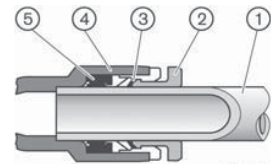
Working pressure Vacuum, -0.95 to 10 bar (-14 to 145 psi)  
 Temperature range 0 °C to +60 °C (+32°F to +140 °F)

Application area  
 For compressed air and vacuum



## Technical Information, Material

1. Compressed air hose - (PU, PA, PE) externally calibrated
2. Release ring - POM
3. Tooth lock release - 301 stainless steel
4. Housing - PBT
5. Form ring - Perbunan



Thread - ISO G (BSPP), electroless nickel plated brass  
 Thread seal with captive O-ring

## Assembly and disconnection (compressed air hoses)

Cut the compressed air hose at right angles.  
 The assembly and disassembly take place without tools.  
 Safe mounting due to defined center of pressure  
 Easy (simple) disassembly by oval release ring.

| Dimension Ø | PU (Polyurethane) | PA (Polyamide) |
|-------------|-------------------|----------------|
| 3           | ± 0,10            | ± 0,08         |
| 4           | ± 0,10            | ± 0,08         |
| 6           | ± 0,12            | ± 0,10         |
| 8           | ± 0,12            | ± 0,10         |
| 10          | ± 0,15            | ± 0,12         |
| 12          | ± 0,15            | ± 0,12         |
| 14          | ± 0,15            | ± 0,15         |
| 16          | ± 0,15            | ± 0,15         |

For PE (Polyethylene), all sizes +/- 0.004"

## Assembly and Disconnection (push-in fitting)

Interchangeability between the QR1 (plastic) and QR2 (metal) series  
 Variants with cutout in brass pipe (QR2 blanking plugs and threaded connectors) may not be combined with the QR1 series for safety reasons

Minimal tightening torque and optimal sealing through captive O-rings



| Thread size        |    | M3x0.5              | M5x0.8              | M6x1.0              | M8x0.75             | G 1/8           | G 1/4            | G 3/8            | G 1/2            |
|--------------------|----|---------------------|---------------------|---------------------|---------------------|-----------------|------------------|------------------|------------------|
| Recommended Torque | Nm | 0.5 <sup>+0.2</sup> | 1.2 <sup>+0.3</sup> | 1.2 <sup>+0.3</sup> | 2.2 <sup>+0.2</sup> | 5 <sup>+1</sup> | 10 <sup>+1</sup> | 25 <sup>+2</sup> | 25 <sup>+2</sup> |

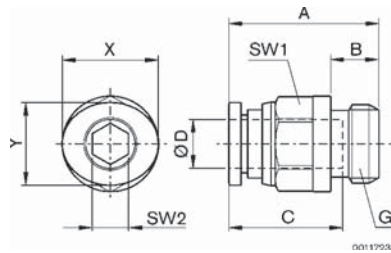
(1 Nm = 8.85 in. lbs.)

# Plastic fittings, QR1 - Standard Metric

M 5 - G 1/2, push-in fitting for compressed air hoses  $\varnothing$  4 to 16 mm

**AVENTICS**<sup>®</sup>

★ Straight fitting, series QR1-RPN




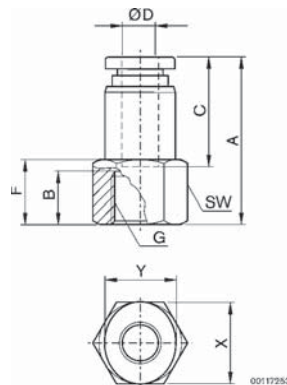
| G     | Ø D | A    | B   | C    | SW1 | SW2 | X  | Y  | Weight [g] | Per Pack | Part no.   |
|-------|-----|------|-----|------|-----|-----|----|----|------------|----------|------------|
| M 5   | 4   | 21,5 | 4   | 16   | 10  | 2   | 12 | 10 | 6,9        | 10       | 2121004050 |
| M 5   | 6   | 24,5 | 4   | 17   | 12  | 2   | 14 | 10 | 10,5       | 10       | 2121006050 |
| G 1/8 | 4   | 20,1 | 5   | 16   | 10  | 3   | 12 | 10 | 13,9       | 10       | 2121004180 |
| G 1/8 | 6   | 24,6 | 5   | 17   | 12  | 4   | 14 | 12 | 16,3       | 10       | 2121006180 |
| G 1/8 | 8   | 26,5 | 5   | 18,5 | 14  | 5   | 16 | 14 | 21,5       | 10       | 2121008180 |
| G 1/8 | 10  | 28,9 | 5   | 21   | 17  | 4   | 19 | 17 | 23,5       | 10       | R412005002 |
| G 1/8 | 12  | 33,5 | 5   | 22,5 | 21  | 4   | 23 | 21 | 35,8       | 10       | R412005003 |
| G 1/4 | 4   | 19,1 | 6   | 16   | 10  | 3   | 12 | 10 | 20,2       | 10       | 2121004140 |
| G 1/4 | 6   | 21,6 | 6   | 17   | 12  | 4   | 14 | 12 | 21,2       | 10       | 2121006140 |
| G 1/4 | 8   | 22,4 | 6   | 18,5 | 14  | 6   | 16 | 14 | 24,1       | 10       | 2121008140 |
| G 1/4 | 10  | 29,9 | 6   | 21   | 17  | 6   | 19 | 17 | 26,1       | 10       | 2121010140 |
| G 1/4 | 12  | 33,4 | 6   | 22,5 | 21  | 6   | 23 | 21 | 39,3       | 10       | 2121012140 |
| G 3/8 | 6   | 21,6 | 7   | 17   | 12  | 4   | 14 | 12 | 32,3       | 10       | R412005000 |
| G 3/8 | 8   | 23,2 | 7   | 18,5 | 14  | 6   | 16 | 14 | 35,4       | 10       | 2121008380 |
| G 3/8 | 10  | 25,9 | 7   | 21   | 17  | 8   | 19 | 17 | 41,6       | 10       | 2121010380 |
| G 3/8 | 12  | 33,5 | 7   | 22,5 | 21  | 8   | 23 | 21 | 45,1       | 10       | 2121012380 |
| G 3/8 | 14  | 30,1 | 7   | 24,6 | 22  | 9   | 25 | 23 | 45,5       | 10       | 2121014380 |
| G 3/8 | 16  | 35,3 | 7   | 25,5 | 24  | 8   | 27 | 24 | 58         | 10       | R412005005 |
| G 1/2 | 8   | 25,7 | 8,5 | 18,5 | 14  | 6   | 16 | 14 | 51,9       | 10       | R412005001 |
| G 1/2 | 10  | 27,4 | 8,5 | 21   | 17  | 8   | 19 | 17 | 58,2       | 10       | 2121010120 |
| G 1/2 | 12  | 29,5 | 8,5 | 22,5 | 21  | 8   | 23 | 21 | 56,6       | 10       | 2121012120 |
| G 1/2 | 14  | 25,6 | 8,5 | 24,6 | 24  | 11  | 25 | 23 | 64         | 10       | 2121014120 |
| G 1/2 | 16  | 36,3 | 8,5 | 25,5 | 24  | 10  | 27 | 24 | 66,7       | 10       | R412005006 |

# Plastic fittings, QR1 - Standard Metric

M 5 - G 1/2, push-in fitting for compressed air hoses  $\varnothing$  4 to 16 mm


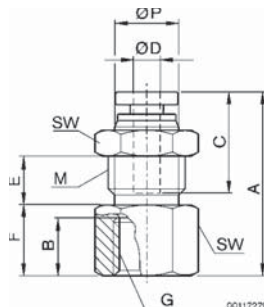
**AVENTICS**<sup>®</sup>

▲ ★ **Straight female fitting, series QR1-RAI**



| G     | Ø D | A    | B  | F  | C    | SW | X  | Y  | Weight [g] | Per Pack | Part no.   |
|-------|-----|------|----|----|------|----|----|----|------------|----------|------------|
| G 1/8 | 4   | 26,2 | 9  | 11 | 16   | 14 | 12 | 10 | 14,7       | 10       | 2121904180 |
| G 1/8 | 6   | 27,2 | 9  | 12 | 17   | 14 | 14 | 12 | 15,6       | 10       | 2121906180 |
| G 1/8 | 8   | 28,5 | 9  | 12 | 18,5 | 14 | 16 | 14 | 17,9       | 10       | 2121908180 |
| G 1/8 | 10  | 32,5 | 9  | 12 | 21   | 14 | 19 | 17 | 29,6       | 10       | R412005088 |
| G 1/4 | 4   | 29,2 | 12 | 14 | 16   | 17 | 12 | 10 | 21,1       | 10       | R412005085 |
| G 1/4 | 6   | 30,2 | 12 | 14 | 17   | 17 | 14 | 12 | 22,4       | 10       | 2121906140 |
| G 1/4 | 8   | 31,3 | 12 | 15 | 18,5 | 17 | 16 | 14 | 24,5       | 10       | 2121908140 |
| G 1/4 | 10  | 34   | 12 | 13 | 21   | 17 | 19 | 17 | 28         | 10       | R412005089 |
| G 1/4 | 12  | 35,5 | 12 | 13 | 22,5 | 21 | 23 | 21 | 51,5       | 10       | R412005091 |
| G 3/8 | 6   | 31,2 | 13 | 15 | 17   | 21 | 14 | 12 | 23,4       | 10       | R412005086 |
| G 3/8 | 8   | 32,5 | 13 | 16 | 18,5 | 21 | 16 | 14 | 34,7       | 10       | R412005087 |
| G 3/8 | 10  | 35   | 13 | 15 | 21   | 21 | 19 | 17 | 37,7       | 10       | 2121910380 |
| G 3/8 | 12  | 36,5 | 13 | 14 | 22,5 | 21 | 23 | 21 | 44,9       | 10       | 2121912380 |
| G 1/2 | 10  | 38   | 16 | 19 | 21   | 24 | 19 | 17 | 48         | 10       | R412005090 |
| G 1/2 | 12  | 39,5 | 16 | 19 | 22,5 | 24 | 23 | 21 | 53,3       | 10       | 2121912120 |

▲ ★ **Bulkhead gland, series QR1-RSI**



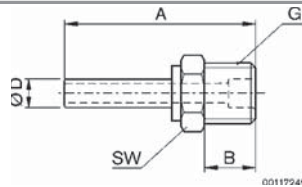
| G     | Ø D | M    | A    | B  | C    | E   | F    | SW | Ø P | Weight [g] | Per Pack | Part no.   |
|-------|-----|------|------|----|------|-----|------|----|-----|------------|----------|------------|
| G 1/8 | 4   | M12  | 26,2 | 9  | 16   | 5   | 11   | 14 | 10  | 17,7       | 10       | 2122604180 |
| G 1/8 | 6   | M14  | 27,1 | 9  | 17   | 7,5 | 9    | 17 | 12  | 25,7       | 10       | 2122606180 |
| G 1/8 | 8   | M16  | 31,5 | 9  | 18,5 | 9,2 | 10   | 19 | 14  | 40,2       | 10       | R412005232 |
| G 1/4 | 4   | M12  | 29,2 | 12 | 16   | 5   | 14   | 17 | 10  | 24         | 10       | R412005229 |
| G 1/4 | 6   | M14  | 31,7 | 12 | 17   | 7,5 | 13,5 | 17 | 12  | 28         | 10       | 2122606140 |
| G 1/4 | 8   | M16  | 35,5 | 12 | 18,5 | 9,2 | 14   | 19 | 14  | 43,8       | 10       | 2122608140 |
| G 1/4 | 10  | M 20 | 34   | 12 | 21   | 7   | 14   | 24 | 17  | 65,8       | 10       | R412005233 |
| G 1/4 | 12  | M 22 | 35,5 | 12 | 22,5 | 9,9 | 13   | 24 | 20  | 76,5       | 10       | R412005234 |
| G 3/8 | 6   | M14  | 33,2 | 13 | 17   | 7,5 | 15   | 19 | 12  | 29         | 10       | R412005230 |
| G 3/8 | 8   | M16  | 36,5 | 13 | 18,5 | 9,2 | 15   | 19 | 14  | 35,7       | 10       | R412005231 |
| G 3/8 | 10  | M 20 | 35   | 13 | 21   | 7   | 15   | 24 | 17  | 69         | 10       | 2122610380 |
| G 3/8 | 12  | M 22 | 37,5 | 13 | 22,5 | 9,9 | 15   | 24 | 20  | 77,9       | 10       | R412005235 |
| G 1/2 | 12  | M 22 | 41,5 | 16 | 22,5 | 9,9 | 19   | 24 | 20  | 80         | 10       | 2122612120 |

# Plastic fittings, QR1 - Standard Metric

M 5 - G 1/2, push-in fitting for compressed air hoses Ø 4 to 16 mm

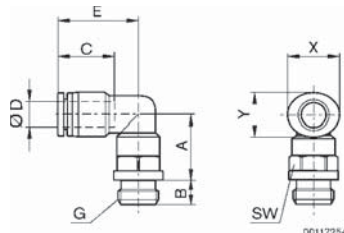
**AVENTICS**<sup>®</sup>

▲ ★ Push-in fitting, series QR1-RAS



| G     | Ø D | A    | B   | SW | Weight [g] | Per Pack | Part no.   |
|-------|-----|------|-----|----|------------|----------|------------|
| M 5   | 4   | 36,9 | 4   | 10 | 5,8        | 10       | 2121604050 |
| M 5   | 6   | 41,9 | 4   | 10 | 5,9        | 10       | R412005068 |
| G 1/8 | 4   | 30   | 5   | 10 | 6          | 10       | 2121604180 |
| G 1/8 | 6   | 45   | 5   | 10 | 12         | 10       | 2121606180 |
| G 1/8 | 8   | 45   | 5   | 12 | 12         | 10       | R412005071 |
| G 1/4 | 4   | 31   | 6   | 14 | 15         | 10       | R412005069 |
| G 1/4 | 6   | 36   | 6   | 14 | 15         | 10       | 2121606140 |
| G 1/4 | 8   | 38   | 6   | 14 | 13         | 10       | 2121608140 |
| G 1/4 | 10  | 50   | 6   | 17 | 24,3       | 10       | R412005072 |
| G 1/4 | 12  | 57   | 6   | 19 | 29,3       | 10       | R412005073 |
| G 3/8 | 6   | 37   | 7   | 17 | 20         | 10       | R412005070 |
| G 3/8 | 8   | 39   | 7   | 17 | 21,3       | 10       | 2121608380 |
| G 3/8 | 10  | 44   | 7   | 17 | 25         | 10       | 2121610380 |
| G 3/8 | 12  | 53   | 7   | 19 | 34         | 10       | R412005074 |
| G 3/8 | 14  | 57   | 7   | 22 | 39,2       | 5        | R412005075 |
| G 3/8 | 16  | 61   | 7   | 21 | 44         | 5        | R412005077 |
| G 1/2 | 10  | 46   | 8,5 | 21 | 33,9       | 10       | 2121610120 |
| G 1/2 | 12  | 51   | 8,5 | 21 | 40         | 10       | 2121612120 |
| G 1/2 | 14  | 52,5 | 8,5 | 24 | 25,2       | 5        | R412005076 |
| G 1/2 | 16  | 61   | 8,5 | 21 | 50,6       | 5        | R412005078 |

▲ ★ Elbow fitting, series QR1-RVT



| G     | Ø D | A    | B   | C    | E    | SW | X  | Y  | Weight [g] | Per Pack | Part no.   |
|-------|-----|------|-----|------|------|----|----|----|------------|----------|------------|
| M 5   | 4   | 11,2 | 4   | 16   | 18,7 | 8  | 10 | 12 | 5,6        | 10       | 2122004050 |
| M 5   | 6   | 12,2 | 4   | 16   | 20   | 8  | 14 | 12 | 6,2        | 10       | 2122006050 |
| G 1/8 | 4   | 9,5  | 5   | 16   | 18,5 | 13 | 12 | 10 | 12,3       | 10       | 2122004180 |
| G 1/8 | 6   | 10,7 | 5   | 17   | 20,3 | 13 | 14 | 12 | 12,9       | 10       | 2122006180 |
| G 1/8 | 8   | 14,4 | 5   | 18,5 | 22,6 | 13 | 16 | 14 | 15,2       | 10       | 2122008180 |
| G 1/8 | 10  | 16,5 | 5   | 21   | 27   | 16 | 19 | 17 | 27,6       | 10       | R412005094 |
| G 1/8 | 12  | 18,2 | 5   | 22,5 | 29,2 | 21 | 23 | 21 | 39         | 10       | R412005095 |
| G 1/4 | 4   | 9,5  | 6   | 16   | 18,5 | 16 | 12 | 10 | 17,1       | 10       | 2122004140 |
| G 1/4 | 6   | 10,7 | 6   | 17   | 20,3 | 16 | 14 | 12 | 19,3       | 10       | 2122006140 |
| G 1/4 | 8   | 11,5 | 6   | 18,5 | 22,6 | 16 | 16 | 14 | 23,1       | 10       | 2122008140 |
| G 1/4 | 10  | 16,5 | 6   | 21   | 27   | 16 | 19 | 17 | 28,7       | 10       | 2122010140 |
| G 1/4 | 12  | 18,3 | 6   | 22,5 | 29,2 | 16 | 23 | 21 | 42,4       | 10       | 2122012140 |
| G 3/8 | 6   | 11,2 | 7   | 17   | 20,3 | 20 | 14 | 12 | 31         | 10       | R412005092 |
| G 3/8 | 8   | 11,5 | 7   | 18,5 | 22,6 | 20 | 16 | 14 | 32,8       | 10       | 2122008380 |
| G 3/8 | 10  | 13,6 | 7   | 21   | 27   | 20 | 16 | 17 | 39,9       | 10       | 2122010380 |
| G 3/8 | 12  | 15,3 | 7   | 22,5 | 29,2 | 20 | 23 | 21 | 43,6       | 10       | 2122012380 |
| G 3/8 | 14  | 23,1 | 7   | 24,6 | 32,1 | 20 | 25 | 23 | 48,3       | 5        | 2122014380 |
| G 3/8 | 16  | 24,2 | 7   | 24,8 | 33,3 | 20 | 27 | 24 | 61,1       | 5        | R412005097 |
| G 1/2 | 8   | 12,5 | 8,5 | 18,5 | 22,6 | 24 | 16 | 14 | 49         | 10       | R412005093 |
| G 1/2 | 10  | 14,1 | 8,5 | 21   | 27   | 24 | 19 | 14 | 50,5       | 10       | 2122010120 |
| G 1/2 | 12  | 15,8 | 8,5 | 22,5 | 29,2 | 24 | 23 | 21 | 56,3       | 10       | 2122012120 |
| G 1/2 | 14  | 17,1 | 8,5 | 24,6 | 32,1 | 24 | 25 | 23 | 66,2       | 5        | 2122014120 |
| G 1/2 | 16  | 18,2 | 8,5 | 24,8 | 33,3 | 24 | 27 | 24 | 76,4       | 5        | R412005098 |


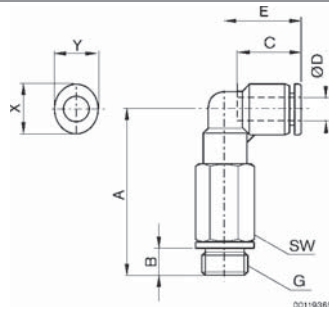


# Plastic fittings, QR1 - Standard Metric

M 5 - G 1/2, push-in fitting for compressed air hoses  $\varnothing$  4 to 16 mm


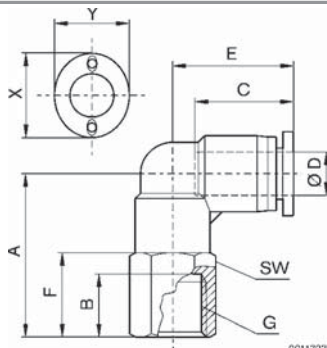
**AVENTICS**<sup>®</sup>

## ★ Elbow fitting long, series QR1-RVL



| G     | Ø D | A    | B   | C    | E    | SW | X  | Y  | Weight [g] | Per Pack | Part no.   |
|-------|-----|------|-----|------|------|----|----|----|------------|----------|------------|
| M 5   | 4   | 30,2 | 4   | 16   | 18,3 | 8  | 12 | 10 | 11,3       | 10       | 2122104050 |
| M 5   | 6   | 31,4 | 4   | 17   | 19,5 | 8  | 14 | 12 | 11,8       | 10       | R412005099 |
| G 1/8 | 4   | 29,5 | 5   | 16   | 18,3 | 13 | 12 | 10 | 26,6       | 10       | 2122104180 |
| G 1/8 | 6   | 30,7 | 5   | 17   | 19,5 | 13 | 14 | 12 | 30,6       | 10       | 2122106180 |
| G 1/8 | 8   | 37   | 5   | 18,5 | 22,7 | 16 | 16 | 14 | 34         | 10       | 2122108180 |
| G 1/8 | 10  | 44,5 | 5   | 21   | 26,5 | 13 | 19 | 17 | 63         | 10       | R412005102 |
| G 1/4 | 4   | 31,5 | 6   | 16   | 18,3 | 16 | 12 | 10 | 37,2       | 10       | 2122104140 |
| G 1/4 | 6   | 31,7 | 6   | 17   | 19,5 | 16 | 14 | 12 | 43,9       | 10       | 2122106140 |
| G 1/4 | 8   | 35   | 6   | 18,5 | 22,7 | 16 | 16 | 14 | 51         | 10       | 2122108140 |
| G 1/4 | 10  | 54,6 | 6   | 21   | 26,5 | 16 | 19 | 17 | 78         | 10       | 2122110140 |
| G 1/4 | 12  | 47,3 | 6   | 22,5 | 28,3 | 16 | 23 | 21 | 99         | 10       | R412005103 |
| G 3/8 | 6   | 33,2 | 7   | 17   | 19,5 | 16 | 14 | 12 | 58         | 10       | R412005100 |
| G 3/8 | 8   | 36   | 7   | 18,5 | 22,7 | 20 | 16 | 14 | 68         | 10       | 2122108380 |
| G 3/8 | 10  | 43,6 | 7   | 21   | 26,5 | 20 | 19 | 17 | 88         | 10       | 2122110380 |
| G 3/8 | 12  | 45,3 | 7   | 22,5 | 18,3 | 20 | 23 | 21 | 101,3      | 10       | R412005104 |
| G 3/8 | 14  | 57,6 | 7   | 24,8 | 32,1 | 20 | 25 | 23 | 111,3      | 5        | R412005108 |
| G 1/2 | 10  | 45,6 | 8,5 | 21   | 26,5 | 24 | 19 | 17 | 114        | 10       | R412005101 |
| G 1/2 | 12  | 47,3 | 8,5 | 22,5 | 28,3 | 24 | 23 | 21 | 106        | 10       | R412005105 |
| G 1/2 | 14  | 53,1 | 8,5 | 24,6 | 32,1 | 24 | 25 | 23 | 116        | 5        | R412005109 |

## ★ Elbow female stud fitting, series QR1-RVI



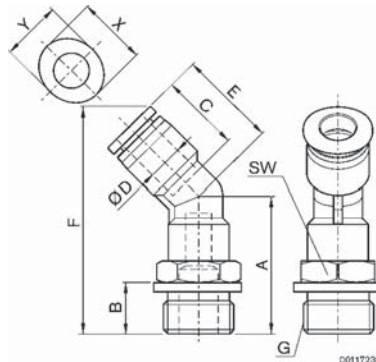
| G     | Ø D | A    | B  | C    | E    | F    | SW | X  | Y  | Weight [g] | Per Pack | Part no.   |
|-------|-----|------|----|------|------|------|----|----|----|------------|----------|------------|
| M5    | 4   | 16   | 5  | 16   | 18,5 | 8    | 10 | 12 | 10 | 8          | 10       | R412005127 |
| M5    | 6   | 16   | 5  | 17   | 20,3 | 8    | 12 | 14 | 12 | 12,3       | 10       | R412005128 |
| G 1/8 | 4   | 26   | 9  | 16   | 18,5 | 11   | 14 | 12 | 10 | 15,5       | 10       | R412005129 |
| G 1/8 | 6   | 26   | 9  | 17   | 20,3 | 12   | 14 | 14 | 12 | 15,9       | 10       | R412005130 |
| G 1/8 | 8   | 26   | 9  | 18,5 | 22,6 | 12   | 14 | 16 | 14 | 23         | 10       | R412005131 |
| G 1/4 | 4   | 29   | 12 | 16   | 18,5 | 14   | 17 | 12 | 10 | 19         | 10       | R412005132 |
| G 1/4 | 6   | 29   | 12 | 17   | 20,3 | 14   | 17 | 14 | 12 | 22,2       | 10       | R412005133 |
| G 1/4 | 8   | 29   | 12 | 18,5 | 22,6 | 15   | 17 | 16 | 14 | 24,8       | 10       | R412005134 |
| G 1/4 | 10  | 33   | 12 | 21   | 27   | 13   | 17 | 19 | 17 | 36         | 10       | R412005135 |
| G 3/8 | 6   | 30   | 13 | 17   | 20,3 | 15   | 21 | 14 | 12 | 31,3       | 10       | R412005136 |
| G 3/8 | 8   | 30   | 13 | 18,5 | 22,6 | 16   | 21 | 16 | 14 | 33,9       | 10       | R412005137 |
| G 3/8 | 10  | 34,5 | 13 | 21   | 27   | 15   | 21 | 19 | 17 | 42,8       | 10       | R412005138 |
| G 1/2 | 10  | 38   | 16 | 21   | 27   | 21   | 24 | 19 | 17 | 52,4       | 10       | R412005140 |
| G 1/2 | 12  | 40,5 | 16 | 22,5 | 29,3 | 22,5 | 24 | 23 | 21 | 43         | 10       | R412005139 |

# Plastic fittings, QR1 - Standard Metric

M 5 - G 1/2, push-in fitting for compressed air hoses  $\varnothing$  4 to 16 mm

**AVENTICS**<sup>®</sup>

▲ ★ Elbow fitting 45°, series QR1-RAT




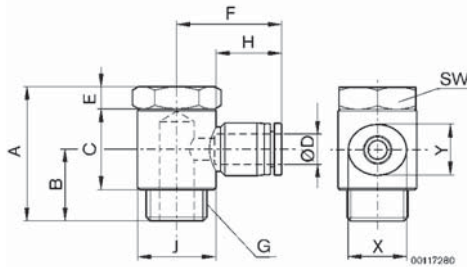
| G     | Ø D | A    | B   | C    | E    | F     | SW | X  | Y  | Weight [g] | Per Pack | Part no.   |
|-------|-----|------|-----|------|------|-------|----|----|----|------------|----------|------------|
| M 5   | 4   | 22   | 4   | 16   | 18,1 | 34,8  | 10 | 12 | 10 | 5,6        | 10       | R412005007 |
| M 5   | 6   | 22   | 4   | 17   | 20,1 | 36    | 12 | 14 | 12 | 6,2        | 10       | R412005008 |
| G 1/8 | 4   | 24,6 | 5   | 16   | 18,1 | 37,76 | 10 | 12 | 10 | 12,3       | 10       | R412005009 |
| G 1/8 | 6   | 24   | 5   | 17   | 20,1 | 38,18 | 12 | 14 | 12 | 12,9       | 10       | R412005011 |
| G 1/8 | 8   | 27   | 5   | 18,5 | 22,7 | 43,03 | 14 | 16 | 14 | 15,2       | 10       | R412005014 |
| G 1/8 | 10  | 30   | 5   | 21   | 26,1 | 50,35 | 17 | 19 | 17 | 27,6       | 10       | R412005018 |
| G 1/4 | 4   | 25,6 | 6   | 16   | 18,1 | 38,36 | 12 | 12 | 10 | 17,1       | 10       | R412005010 |
| G 1/4 | 6   | 26   | 6   | 17   | 20,1 | 40,18 | 14 | 14 | 12 | 19,3       | 10       | R412005012 |
| G 1/4 | 8   | 29   | 6   | 18,5 | 22,7 | 45,03 | 14 | 16 | 14 | 23,1       | 10       | R412005015 |
| G 1/4 | 10  | 33   | 6   | 21   | 26,1 | 51,35 | 17 | 19 | 17 | 28,7       | 10       | R412005019 |
| G 1/4 | 12  | 34,9 | 6   | 22,5 | 29,3 | 55,57 | 21 | 23 | 21 | 42,4       | 10       | R412005022 |
| G 3/8 | 6   | 27   | 7   | 17   | 20,1 | 41,18 | 14 | 14 | 12 | 31         | 10       | R412005013 |
| G 3/8 | 8   | 31   | 7   | 18,5 | 22,7 | 47,03 | 17 | 16 | 14 | 32,8       | 10       | R412005016 |
| G 3/8 | 10  | 35   | 7   | 21   | 26,1 | 53,35 | 17 | 19 | 17 | 39,9       | 10       | R412005020 |
| G 3/8 | 12  | 36   | 7   | 22,5 | 29,3 | 56,57 | 21 | 23 | 21 | 43,6       | 10       | R412005023 |
| G 1/2 | 8   | 32,5 | 8,5 | 18,5 | 22,7 | 48,53 | 17 | 16 | 14 | 49         | 10       | R412005017 |
| G 1/2 | 10  | 36,5 | 8,5 | 21   | 26,1 | 54,85 | 19 | 19 | 17 | 50,5       | 10       | R412005021 |
| G 1/2 | 12  | 38,5 | 8,5 | 22,5 | 29,3 | 59,07 | 21 | 23 | 21 | 56,3       | 10       | R412005024 |

# Plastic fittings, QR1 - Standard Metric

M 5 - G 1/2, push-in fitting for compressed air hoses  $\varnothing$  4 to 16 mm

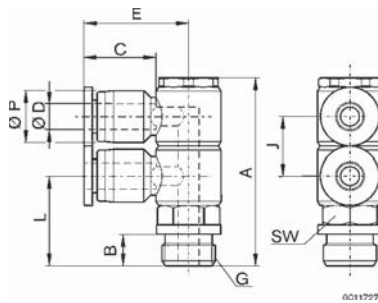
**AVENTICS**<sup>®</sup>

▲ ★ Swivel banjo connection 1-fold, Series QR1-RW1



| G     | Ø D | A    | B    | C  | E | F    | H    | Ø J  | SW | X  | Y  | Weight [g] | Per Pack | Part no.   |
|-------|-----|------|------|----|---|------|------|------|----|----|----|------------|----------|------------|
| M 5   | 4   | 20   | 11   | 9  | 3 | 20,7 | 16   | 10   | 8  | 12 | 10 | 7          | 10       | R412005236 |
| M 5   | 6   | 20   | 11   | 9  | 3 | 23,2 | 17   | 10   | 8  | 14 | 12 | 7,7        | 10       | R412005238 |
| G 1/8 | 4   | 26,5 | 14   | 17 | 4 | 23,3 | 16   | 15   | 14 | 12 | 10 | 14,7       | 10       | R412005237 |
| G 1/8 | 6   | 26,5 | 14   | 17 | 4 | 24,8 | 17   | 15   | 14 | 14 | 12 | 15,5       | 10       | R412005239 |
| G 1/8 | 8   | 26,5 | 14   | 17 | 4 | 26,3 | 18,5 | 15   | 14 | 16 | 14 | 16,4       | 10       | R412005240 |
| G 1/4 | 6   | 32   | 17,5 | 19 | 5 | 25,9 | 17   | 18   | 17 | 14 | 12 | 28,4       | 10       | R412005241 |
| G 1/4 | 8   | 32   | 17,5 | 19 | 5 | 26,3 | 18,5 | 18   | 17 | 16 | 14 | 29,8       | 10       | R412005242 |
| G 1/4 | 10  | 32   | 17,5 | 19 | 5 | 29,8 | 21   | 17   | 17 | 19 | 17 | 32,5       | 10       | R412005243 |
| G 3/8 | 8   | 36,5 | 19,5 | 22 | 6 | 26,3 | 18,5 | 21,5 | 21 | 16 | 14 | 52,8       | 5        | R412005244 |
| G 3/8 | 10  | 36,5 | 19,5 | 22 | 6 | 29,8 | 21   | 21,5 | 21 | 19 | 17 | 54,7       | 5        | R412005245 |
| G 3/8 | 12  | 36,5 | 19,5 | 22 | 6 | 33,3 | 22,5 | 21,5 | 21 | 23 | 21 | 57,7       | 5        | R412005246 |

▲ ★ Swivel banjo connection 2-fold, series QR1-RW2




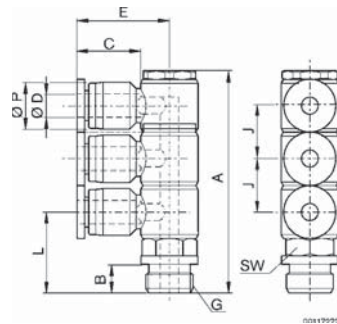
| G     | Ø D | A    | B   | C    | E    | L    | J    | SW | Ø P  | Weight [g] | Per Pack | Part no.   |
|-------|-----|------|-----|------|------|------|------|----|------|------------|----------|------------|
| G 1/8 | 4   | 43,2 | 5   | 16   | 22,3 | 13   | 14   | 14 | 10,4 | 28,5       | 10       | R412005141 |
| G 1/8 | 6   | 43,2 | 5   | 17   | 26,5 | 13   | 14   | 14 | 12,4 | 30,5       | 10       | R412005144 |
| G 1/8 | 8   | 43,2 | 5   | 18,5 | 29,1 | 16   | 15   | 17 | 14,4 | 44,5       | 10       | R412005147 |
| G 1/4 | 4   | 43,2 | 6   | 16   | 22,3 | 15   | 14   | 17 | 10,4 | 31         | 10       | R412005142 |
| G 1/4 | 6   | 43,2 | 6   | 17   | 26,5 | 15   | 14   | 17 | 12,4 | 33         | 10       | R412005145 |
| G 1/4 | 8   | 45,2 | 6   | 18,5 | 29,1 | 15   | 15   | 17 | 14,4 | 47,5       | 10       | R412005148 |
| G 1/4 | 10  | 53,6 | 6   | 21   | 34,3 | 15   | 18   | 17 | 17,6 | 85         | 5        | R412005151 |
| G 3/8 | 4   | 44,2 | 7   | 16   | 22,3 | 18   | 14   | 21 | 10,4 | 41,5       | 10       | R412005143 |
| G 3/8 | 6   | 44,2 | 7   | 17   | 26,5 | 18   | 14   | 21 | 12,4 | 43,5       | 10       | R412005146 |
| G 3/8 | 8   | 46,2 | 7   | 18,5 | 29,1 | 18   | 15   | 21 | 14,4 | 52,5       | 10       | R412005149 |
| G 3/8 | 10  | 54,6 | 7   | 21   | 34,3 | 18   | 18   | 21 | 17,6 | 91         | 5        | R412005152 |
| G 3/8 | 12  | 64,8 | 7   | 22,5 | 38,3 | 24   | 21,8 | 27 | 21,2 | 152        | 5        | R412005154 |
| G 1/2 | 8   | 47,7 | 8,5 | 18,5 | 29,1 | 20,5 | 15   | 24 | 14,4 | 75,5       | 10       | R412005150 |
| G 1/2 | 10  | 56,1 | 8,5 | 21   | 34,3 | 20,5 | 18   | 24 | 17,6 | 99         | 5        | R412005153 |
| G 1/2 | 12  | 66,3 | 8,5 | 22,5 | 38,3 | 23,5 | 21,8 | 27 | 21,2 | 159        | 5        | R412005155 |

# Plastic fittings, QR1 - Standard Metric

M 5 - G 1/2, push-in fitting for compressed air hoses  $\varnothing$  4 to 16 mm


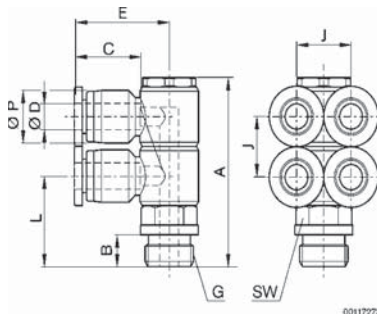
**AVENTICS**<sup>®</sup>

▲ ★ Swivel banjo connection 3-fold, series QR1-RW3



| G     | Ø D | A    | B   | C    | E    | L    | J    | SW | Ø P  | Weight [g] | Per Pack | Part no.   |
|-------|-----|------|-----|------|------|------|------|----|------|------------|----------|------------|
| G 1/8 | 4   | 55,2 | 5   | 16   | 22,3 | 15,6 | 14   | 14 | 10,4 | 36,5       | 10       | R412005156 |
| G 1/8 | 6   | 55,2 | 5   | 16   | 26,5 | 15,6 | 14   | 14 | 12,4 | 39         | 10       | R412005157 |
| G 1/8 | 8   | 58,3 | 5   | 16   | 29,1 | 16,1 | 14   | 17 | 14,4 | 57,5       | 10       | R412005158 |
| G 1/4 | 4   | 57,2 | 6   | 16   | 22,3 | 16   | 14   | 17 | 10,4 | 39,5       | 10       | R412005159 |
| G 1/4 | 6   | 57,2 | 6   | 17   | 26,5 | 16   | 14   | 17 | 12,4 | 42         | 10       | R412005160 |
| G 1/4 | 8   | 60,3 | 6   | 18,5 | 29,1 | 16,5 | 15   | 17 | 14,4 | 60,5       | 10       | R412005161 |
| G 1/4 | 10  | 71,2 | 6   | 21   | 34,3 | 21   | 18   | 17 | 17,6 | 107,5      | 10       | R412005162 |
| G 3/8 | 4   | 58,2 | 7   | 16   | 22,3 | 15,5 | 14   | 21 | 10,4 | 49,5       | 10       | R412005163 |
| G 3/8 | 6   | 58,2 | 7   | 17   | 26,5 | 15,5 | 14   | 21 | 12,4 | 52,5       | 10       | R412005164 |
| G 3/8 | 8   | 61,3 | 7   | 18,5 | 29,1 | 16   | 15   | 21 | 14,4 | 65         | 10       | R412005165 |
| G 3/8 | 10  | 72,2 | 7   | 21   | 34,3 | 20,8 | 18   | 21 | 17,6 | 114        | 5        | R412005166 |
| G 3/8 | 12  | 86,3 | 7   | 22,5 | 38,3 | 24,4 | 21,8 | 27 | 21,2 | 187        | 5        | R412005167 |
| G 1/2 | 8   | 62,7 | 8,5 | 18,5 | 29,1 | 16,9 | 15   | 24 | 14,4 | 88,5       | 10       | R412005168 |
| G 1/2 | 10  | 73,8 | 8,5 | 21   | 34,3 | 20,7 | 18   | 24 | 17,6 | 121,5      | 5        | R412005169 |
| G 1/2 | 12  | 87,5 | 8,5 | 22,5 | 38,3 | 25,3 | 21,8 | 27 | 21,2 | 195        | 5        | R412005170 |

▲ ★ Swivel banjo connection 2-fold double, series QR1-RW4



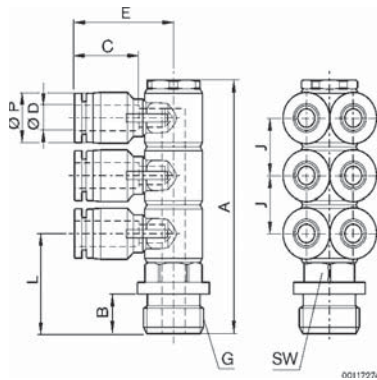
| G     | Ø D | A    | B   | C    | E    | J    | L    | SW | Ø P  | Weight [g] | Per Pack | Part no.   |
|-------|-----|------|-----|------|------|------|------|----|------|------------|----------|------------|
| G 1/8 | 4   | 41,2 | 5   | 16   | 22,3 | 14   | 15,6 | 14 | 10,4 | 33         | 10       | R412005171 |
| G 1/8 | 6   | 41,2 | 5   | 17   | 26,5 | 14   | 15,6 | 14 | 12,4 | 37,5       | 10       | R412005172 |
| G 1/8 | 8   | 43,2 | 5   | 18,5 | 29,1 | 15   | 16,1 | 17 | 14,4 | 53,5       | 10       | R412005173 |
| G 1/4 | 4   | 43,2 | 6   | 16   | 22,3 | 14   | 16   | 17 | 10,4 | 36         | 10       | R412005174 |
| G 1/4 | 6   | 43,2 | 6   | 17   | 26,5 | 14   | 16   | 17 | 12,4 | 40         | 10       | R412005175 |
| G 1/4 | 8   | 45,2 | 6   | 18,5 | 29,1 | 15   | 16,5 | 17 | 14,4 | 57         | 10       | R412005176 |
| G 1/4 | 10  | 53,6 | 6   | 21   | 34,3 | 18   | 21   | 17 | 17,6 | 98         | 10       | R412005177 |
| G 3/8 | 4   | 44,2 | 7   | 16   | 22,3 | 14   | 15,5 | 21 | 10,4 | 46         | 10       | R412005178 |
| G 3/8 | 6   | 44,2 | 7   | 17   | 26,5 | 14   | 15,5 | 21 | 12,4 | 50,5       | 10       | R412005179 |
| G 3/8 | 8   | 46,2 | 7   | 18,5 | 29,1 | 15   | 16   | 21 | 14,4 | 62         | 10       | R412005180 |
| G 3/8 | 10  | 54,6 | 7   | 21   | 34,3 | 18   | 20,8 | 21 | 17,6 | 104,5      | 5        | R412005181 |
| G 3/8 | 12  | 64,8 | 7   | 22,5 | 38,3 | 21,8 | 24,4 | 27 | 21,2 | 169        | 5        | R412005182 |
| G 1/2 | 8   | 47,7 | 8,5 | 18,5 | 29,1 | 15   | 16,9 | 24 | 14,4 | 84,5       | 10       | R412005183 |
| G 1/2 | 10  | 56,1 | 8,5 | 21   | 34,3 | 18   | 20,7 | 24 | 17,6 | 112,5      | 5        | R412005184 |
| G 1/2 | 12  | 66,3 | 8,5 | 22,5 | 38,3 | 21,8 | 25,3 | 27 | 21,2 | 177        | 5        | R412005185 |

# Plastic fittings, QR1 - Standard Metric

M 5 - G 1/2, push-in fitting for compressed air hoses  $\varnothing$  4 to 16 mm

**AVENTICS**<sup>®</sup>

▲ ★ Swivel banjo connection 3-fold double, series QR1-RW6



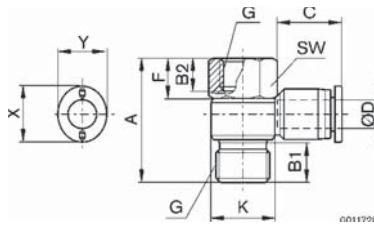
| G     | Ø D | A    | B   | C    | E    | J    | L    | SW | Ø P  | Weight [g] | Per Pack | Part no.   |
|-------|-----|------|-----|------|------|------|------|----|------|------------|----------|------------|
| G 1/8 | 4   | 55,2 | 5   | 16   | 22,3 | 14   | 15,6 | 14 | 10,4 | 43,5       | 10       | R412005186 |
| G 1/8 | 6   | 55,2 | 5   | 17   | 26,5 | 14   | 15,6 | 14 | 12,4 | 49,5       | 10       | R412005187 |
| G 1/8 | 8   | 58,3 | 5   | 18,5 | 29,1 | 15   | 16,1 | 17 | 14,4 | 71         | 10       | R412005188 |
| G 1/4 | 4   | 57,2 | 6   | 16   | 22,3 | 14   | 16   | 17 | 10,4 | 46,5       | 10       | R412005189 |
| G 1/4 | 6   | 57,2 | 6   | 17   | 26,5 | 14   | 16   | 17 | 12,4 | 52,5       | 10       | R412005190 |
| G 1/4 | 8   | 60,3 | 6   | 18,5 | 29,1 | 15   | 16,5 | 17 | 14,4 | 74         | 10       | R412005191 |
| G 1/4 | 10  | 71,2 | 6   | 21   | 34,3 | 18   | 21   | 17 | 17,6 | 127,5      | 5        | R412005192 |
| G 3/8 | 4   | 58,2 | 7   | 16   | 22,3 | 14   | 15,5 | 21 | 10,4 | 56,5       | 10       | R412005193 |
| G 3/8 | 6   | 58,2 | 7   | 17   | 26,5 | 14   | 15,5 | 21 | 12,4 | 62,5       | 10       | R412005194 |
| G 3/8 | 8   | 61,3 | 7   | 18,5 | 29,1 | 15   | 16   | 21 | 14,4 | 79         | 10       | R412005195 |
| G 3/8 | 10  | 72,2 | 7   | 21   | 34,3 | 18   | 20,8 | 21 | 17,6 | 134        | 5        | R412005196 |
| G 3/8 | 12  | 86,3 | 7   | 22,5 | 38,3 | 21,8 | 24,4 | 27 | 21,2 | 215        | 5        | R412005197 |
| G 1/2 | 8   | 62,7 | 8,5 | 18,5 | 20,4 | 15   | 16,9 | 24 | 14,4 | 102        | 10       | R412005198 |
| G 1/2 | 10  | 73,8 | 8,5 | 21   | 34,3 | 18   | 20,7 | 24 | 17,6 | 142        | 5        | R412005199 |
| G 1/2 | 12  | 87,5 | 8,5 | 22,5 | 38,3 | 21,8 | 25,3 | 27 | 21,2 | 222        | 5        | R412005200 |

# Plastic fittings, QR1 - Standard Metric

M 5 - G 1/2, push-in fitting for compressed air hoses  $\varnothing$  4 to 16 mm


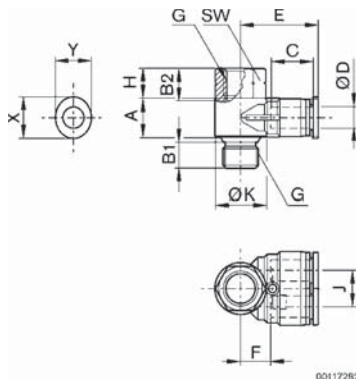
**AVENTICS**<sup>®</sup>

▲ ★ Swivel banjo connection 1-fold with internal thread, series QR1-RIW



| G     | Ø D | A    | B1  | B2 | C    | F    | Ø K  | SW | X  | Y  | Weight [g] | Per Pack | Part no.   |
|-------|-----|------|-----|----|------|------|------|----|----|----|------------|----------|------------|
| M 5   | 4   | 21   | 5,5 | 5  | 16   | 6,5  | 10   | 8  | 12 | 10 | 7,8        | 10       | R412005247 |
| M 5   | 6   | 21   | 5,5 | 5  | 17   | 6,5  | 10   | 8  | 14 | 12 | 8,5        | 10       | R412005248 |
| G 1/8 | 4   | 30,5 | 8   | 9  | 16   | 9,5  | 14,4 | 14 | 12 | 10 | 19,5       | 10       | R412005249 |
| G 1/8 | 6   | 30,5 | 8   | 9  | 17   | 9,5  | 14,4 | 14 | 14 | 12 | 19,9       | 10       | R412005250 |
| G 1/8 | 8   | 30,5 | 8   | 9  | 18,5 | 9,5  | 14,4 | 14 | 16 | 14 | 27,1       | 10       | R412005251 |
| G 1/4 | 6   | 36   | 11  | 12 | 17   | 11,5 | 18,4 | 17 | 14 | 12 | 33         | 10       | R412005252 |
| G 1/4 | 8   | 36   | 11  | 12 | 18,5 | 11,5 | 18,4 | 17 | 16 | 14 | 34         | 10       | R412005253 |
| G 1/4 | 10  | 36   | 11  | 12 | 21   | 11,5 | 18,4 | 17 | 19 | 17 | 37,3       | 5        | R412005254 |
| G 3/8 | 8   | 41,8 | 12  | 13 | 18,5 | 13,5 | 22   | 21 | 16 | 14 | 58         | 10       | R412005255 |
| G 3/8 | 10  | 41,8 | 12  | 13 | 21   | 13,5 | 22   | 21 | 19 | 17 | 61         | 5        | R412005256 |
| G 3/8 | 12  | 41,8 | 12  | 12 | 22,5 | 13,5 | 22   | 21 | 23 | 21 | 64         | 5        | R412005257 |
| G 1/2 | 12  | 51   | 15  | 16 | 22,5 | 17   | 28   | 24 | 23 | 21 | 95         | 5        | R412005258 |

▲ ★ Swivel banjo connection 2-fold with internal thread, series QR1-RID



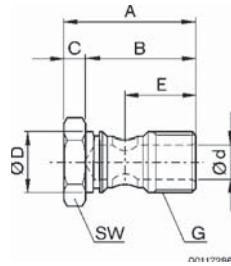
| G     | Ø D | A   | B1  | B2 | C    | E    | H    | J  | Ø K  | SW | X  | Y  | Weight [g] | Per Pack | Part no.   |
|-------|-----|-----|-----|----|------|------|------|----|------|----|----|----|------------|----------|------------|
| M 5   | 4   | 8,9 | 5,5 | 5  | 16   | 20,9 | 6,5  | 10 | 10   | 8  | 12 | 10 | 9,2        | 10       | R412005259 |
| G 1/8 | 6   | 14  | 8   | 9  | 17   | 26,7 | 9,5  | 12 | 15,5 | 14 | 14 | 12 | 27,5       | 10       | R412005260 |
| G 1/4 | 8   | 15  | 11  | 12 | 18,5 | 30,2 | 11,5 | 14 | 20   | 17 | 16 | 14 | 47,2       | 10       | R412005261 |
| G 3/8 | 10  | 18  | 12  | 13 | 21   | 34,3 | 13,5 | 17 | 23   | 22 | 19 | 17 | 80,8       | 5        | R412005262 |
| G 1/2 | 12  | 21  | 15  | 16 | 22,5 | 38,3 | 17   | 20 | 30   | 24 | 23 | 21 | 118,2      | 5        | R412005263 |

# Plastic fittings, QR1 - Standard Metric

M 5 - G 1/2, push-in fitting for compressed air hoses  $\varnothing$  4 to 16 mm


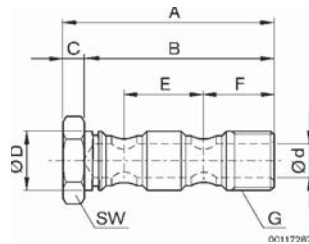


## ▲ ★ Banjo bolt 1-fold, series QR1-RH1



| G     | Ø D  | A    | B    | C | E    | Ø d  | SW | Weight [g] | Per Pack | Part no.   |
|-------|------|------|------|---|------|------|----|------------|----------|------------|
| G 1/8 | 9,7  | 25,5 | 21,5 | 4 | 13   | 5    | 14 | 16,3       | 10       | R412005313 |
| G 1/4 | 13,1 | 30   | 25   | 5 | 15,5 | 7    | 17 | 26,6       | 10       | R412005314 |
| G 3/8 | 16,6 | 33,5 | 27,5 | 6 | 16,5 | 9,5  | 21 | 33,2       | 10       | R412005315 |
| G 1/2 | 20,9 | 37   | 31   | 6 | 19   | 11,5 | 24 | 43,2       | 10       | R412005316 |

## ▲ ★ Banjo bolt 2-fold, series QR1-RH2




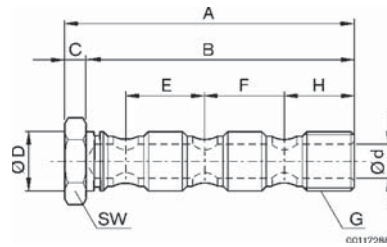
| G     | Ø D  | A    | B    | C | E  | F    | Ø d  | SW | Weight [g] | per Pack | Part no.   |
|-------|------|------|------|---|----|------|------|----|------------|----------|------------|
| G 1/8 | 9,7  | 42,5 | 38,5 | 4 | 17 | 14   | 5    | 14 | 33,5       | 10       | R412000613 |
| G 1/4 | 13,1 | 59   | 44   | 5 | 19 | 17,5 | 7    | 17 | 36,5       | 10       | R412000614 |
| G 3/8 | 16,6 | 55,5 | 49,5 | 6 | 22 | 19,5 | 9,5  | 21 | 39,5       | 10       | R412005317 |
| G 1/2 | 20,9 | 61   | 55   | 6 | 24 | 22,5 | 11,5 | 24 | 42,5       | 10       | R412005318 |

# Plastic fittings, QR1 - Standard Metric

M 5 - G 1/2, push-in fitting for compressed air hoses Ø 4 to 16 mm

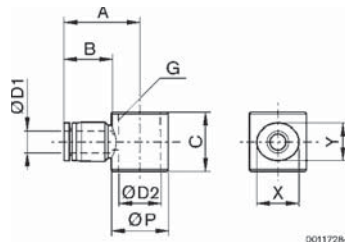


## ▲ ★ Banjo bolt 3-fold, series QR1-RH3



| G     | Ø D  | A    | B    | C | E  | F  | H    | Ø d  | SW | Weight [g] | per Pack | Part no.   |
|-------|------|------|------|---|----|----|------|------|----|------------|----------|------------|
| G 1/8 | 9,7  | 59,5 | 55,5 | 4 | 17 | 17 | 13   | 5    | 14 | 36         | 10       | R412005319 |
| G 1/4 | 13,1 | 68   | 63   | 5 | 19 | 19 | 15,5 | 7    | 17 | 39         | 10       | R412000615 |
| G 3/8 | 16,6 | 77,5 | 71,5 | 6 | 22 | 22 | 17,5 | 9,5  | 21 | 42         | 10       | R412005320 |
| G 1/2 | 20,9 | 85   | 79   | 6 | 24 | 24 | 19   | 11,5 | 24 | 44         | 10       | R412005321 |

## ▲ ★ Ring connector 1-fold, series QR1-RV1



| G     | Ø D1 | Ø D2 | A    | B    | C    | Ø P  | X  | Y  | Weight [g] | per Pack | Part no.   |
|-------|------|------|------|------|------|------|----|----|------------|----------|------------|
| G 1/8 | 4    | 9,8  | 19   | 16   | 17   | 15   | 12 | 10 | 2,2        | 10       | R412000617 |
| G 1/8 | 6    | 9,8  | 19,8 | 17   | 17   | 15   | 14 | 12 | 3          | 10       | R412000623 |
| G 1/8 | 8    | 9,8  | 21,6 | 18,5 | 19   | 15   | 16 | 14 | 4,1        | 10       | R412000618 |
| G 1/4 | 6    | 13,2 | 20,9 | 17   | 17   | 18   | 14 | 12 | 3,5        | 10       | R412000624 |
| G 1/4 | 8    | 13,2 | 21,6 | 18,5 | 19   | 18   | 16 | 14 | 4,5        | 10       | R412000619 |
| G 1/4 | 10   | 13,2 | 24   | 21   | 22   | 18   | 19 | 17 | 7,2        | 10       | R412005303 |
| G 3/8 | 8    | 16,7 | 24   | 18,5 | 19   | 21,5 | 16 | 14 | 5,8        | 10       | R412005301 |
| G 3/8 | 10   | 16,7 | 25,5 | 21   | 22   | 21,5 | 19 | 17 | 8,9        | 10       | R412005302 |
| G 3/8 | 12   | 16,7 | 28   | 22,5 | 22,5 | 21,5 | 23 | 21 | 9,8        | 10       | R412005304 |
| G 1/2 | 12   | 21   | 30,3 | 22,5 | 24   | 26   | 23 | 21 | 12         | 10       | R412005305 |

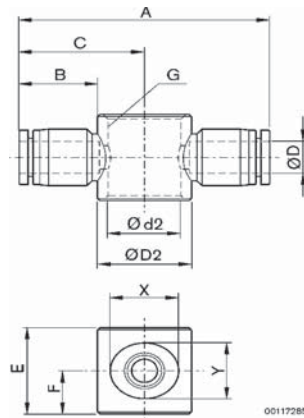


# Plastic fittings, QR1 - Standard Metric

M 5 - G 1/2, push-in fitting for compressed air hoses  $\varnothing$  4 to 16 mm


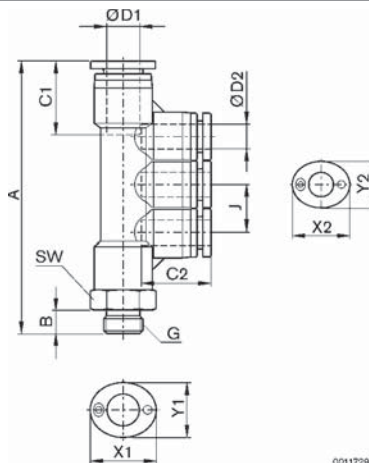
**AVENTICS**<sup>®</sup>

▲ ★ Ring connector 2-fold, series QR1-RT1



| G     | Ø D | A    | B    | C    | Ø D2 | Ø d2 | E  | F   | X  | Y  | Weight [g] | per Pack | Part no.   |
|-------|-----|------|------|------|------|------|----|-----|----|----|------------|----------|------------|
| G 1/8 | 4   | 38   | 16   | 19   | 15   | 9,8  | 17 | 8,5 | 12 | 10 | 4,5        | 10       | R412000621 |
| G 1/8 | 6   | 39,9 | 17   | 19,8 | 15   | 9,8  | 17 | 8,5 | 14 | 12 | 5,6        | 10       | R412000625 |
| G 1/8 | 8   | 43,2 | 18,5 | 21,6 | 15   | 9,8  | 17 | 8,5 | 16 | 14 | 7,7        | 10       | R412005306 |
| G 1/4 | 6   | 41,8 | 19   | 20,9 | 18   | 13,2 | 19 | 9,5 | 14 | 12 | 6,5        | 10       | R412000626 |
| G 1/4 | 8   | 43,2 | 18,5 | 21,9 | 18   | 13,2 | 19 | 9,5 | 16 | 14 | 9          | 10       | R412000622 |
| G 1/4 | 10  | 48   | 21   | 24   | 18   | 13,2 | 19 | 9,5 | 19 | 17 | 13,4       | 10       | R412005308 |
| G 3/8 | 8   | 48   | 18,5 | 24   | 21,5 | 16,7 | 22 | 11  | 16 | 14 | 11         | 10       | R412005307 |
| G 3/8 | 10  | 51   | 21   | 25,5 | 21,5 | 16,7 | 22 | 11  | 19 | 17 | 15,4       | 10       | R412005309 |
| G 3/8 | 12  | 56   | 22,5 | 28   | 21,5 | 16,7 | 22 | 11  | 23 | 21 | 18,8       | 10       | R412005310 |
| G 1/2 | 12  | 60   | 22,5 | 30   | 26   | 21   | 24 | 12  | 23 | 21 | 20,2       | 10       | R412005311 |

▲ ★ Fitting, reducing, 3-fold, series QR1-RMG



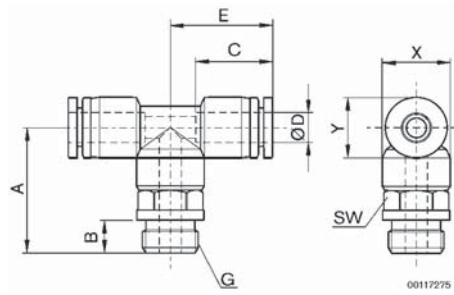
| G     | Ø D1 | Ø D2 | A    | B | C1   | C2   | J  | SW | X1 | Y1 | X2 | Y2 | Weight [g] | per Pack | Part no.   |
|-------|------|------|------|---|------|------|----|----|----|----|----|----|------------|----------|------------|
| G 1/8 | 6    | 4    | 64,7 | 5 | 17   | 16   | 10 | 12 | 14 | 12 | 12 | 10 | 20,4       | 10       | R412005355 |
| G 1/4 | 6    | 4    | 76   | 6 | 17   | 16   | 10 | 12 | 14 | 12 | 12 | 10 | 27         | 10       | R412005356 |
| G 1/4 | 8    | 4    | 70,9 | 6 | 18,5 | 16   | 10 | 14 | 16 | 14 | 12 | 10 | 31,2       | 10       | R412005357 |
| G 1/4 | 8    | 6    | 76   | 6 | 18,5 | 17   | 12 | 14 | 16 | 14 | 14 | 12 | 32,6       | 10       | R412005358 |
| G 3/8 | 8    | 6    | 74,2 | 7 | 18,5 | 17   | 12 | 14 | 16 | 14 | 14 | 12 | 39,9       | 10       | R412005359 |
| G 3/8 | 10   | 8    | 90,6 | 7 | 21   | 18,5 | 14 | 17 | 19 | 17 | 16 | 14 | 58         | 10       | R412005360 |

# Plastic fittings, QR1 - Standard Metric

M 5 - G 1/2, push-in fitting for compressed air hoses  $\varnothing$  4 to 16 mm

**AVENTICS**<sup>®</sup>

▲ ★ T-fitting, series QR1-RTT




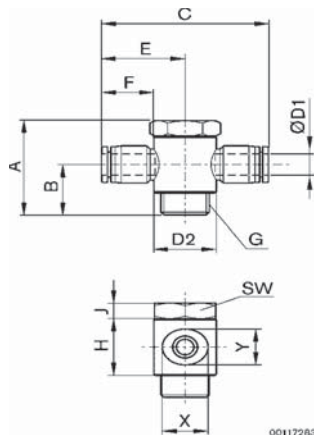
| G     | Ø D | A    | B   | C    | E    | SW | X  | Y  | Weight [g] | per Pack | Part no.   |
|-------|-----|------|-----|------|------|----|----|----|------------|----------|------------|
| M 5   | 4   | 20,5 | 4   | 16   | 18,3 | 10 | 12 | 10 | 11,1       | 10       | 2122204050 |
| M 5   | 6   | 21,5 | 5   | 17   | 20,4 | 12 | 14 | 12 | 13,7       | 10       | R412005201 |
| G 1/8 | 4   | 21,6 | 5   | 16   | 18,1 | 10 | 12 | 10 | 14,4       | 10       | 2122204180 |
| G 1/8 | 6   | 21,9 | 5   | 17   | 20,4 | 12 | 14 | 12 | 15,2       | 10       | 2122206180 |
| G 1/8 | 8   | 22,5 | 5   | 18,5 | 22,7 | 14 | 16 | 14 | 18,7       | 10       | 2122208180 |
| G 1/8 | 10  | 29   | 5   | 21   | 26,1 | 17 | 19 | 17 | 35,4       | 10       | R412005205 |
| G 1/4 | 4   | 22,6 | 6   | 16   | 18,1 | 17 | 12 | 10 | 19,2       | 10       | 2122204140 |
| G 1/4 | 6   | 23,9 | 6   | 17   | 20,4 | 17 | 14 | 12 | 21,8       | 10       | 2122206140 |
| G 1/4 | 8   | 24,5 | 6   | 18,5 | 22,7 | 17 | 16 | 14 | 26,6       | 10       | 2122208140 |
| G 1/4 | 10  | 30   | 6   | 21   | 26,1 | 17 | 19 | 17 | 35         | 10       | 2122210140 |
| G 1/4 | 12  | 32   | 6   | 22,5 | 29,3 | 21 | 23 | 21 | 50,4       | 10       | R412005206 |
| G 1/4 | 14  | 29,1 | 6   | 24,6 | 32,1 | 20 | 25 | 23 | 48,7       | 5        | R412005208 |
| G 3/8 | 6   | 25,9 | 7   | 17   | 20,4 | 20 | 14 | 12 | 33,5       | 10       | R412005203 |
| G 3/8 | 8   | 25,8 | 7   | 18,5 | 22,7 | 20 | 16 | 14 | 34,1       | 10       | 2122208380 |
| G 3/8 | 10  | 31   | 7   | 21   | 26,1 | 20 | 19 | 17 | 36,3       | 10       | 2122210380 |
| G 3/8 | 12  | 33   | 7   | 22,5 | 29,3 | 21 | 23 | 21 | 51,9       | 10       | 2122212380 |
| G 3/8 | 14  | 30,1 | 7   | 24,6 | 32,1 | 20 | 25 | 23 | 50,7       | 10       | 2122214380 |
| G 3/8 | 16  | 35,3 | 7   | 24,8 | 33,3 | 24 | 27 | 24 | 106        | 5        | R412005210 |
| G 1/2 | 8   | 28   | 8,5 | 18,5 | 22,7 | 24 | 16 | 14 | 51,5       | 10       | R412005204 |
| G 1/2 | 10  | 32,5 | 8,5 | 21   | 26,1 | 24 | 19 | 17 | 57,4       | 10       | 2122210120 |
| G 1/2 | 12  | 34,5 | 8,5 | 22,5 | 29,3 | 24 | 23 | 21 | 51,9       | 5        | 2122212120 |
| G 1/2 | 14  | 25,6 | 8,5 | 24,6 | 32,1 | 24 | 25 | 23 | 50,3       | 5        | 2122214120 |
| G 1/2 | 16  | 40,8 | 8,5 | 24,8 | 33,3 | 24 | 27 | 24 | 114        | 5        | R412005209 |

# Plastic fittings, QR1 - Standard Metric

M 5 - G 1/2, push-in fitting for compressed air hoses  $\varnothing$  4 to 16 mm

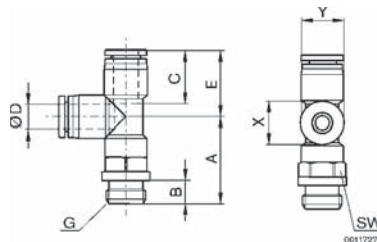


## ★ T-banjo connection, series QR1-RTS



| G     | $\varnothing$ D1 | $\varnothing$ D2 | A    | B    | C    | E    | F    | H  | J | SW | X  | Y  | Weight [g] | per Pack | Part no.   |
|-------|------------------|------------------|------|------|------|------|------|----|---|----|----|----|------------|----------|------------|
| G 1/8 | 4                | 15               | 26,5 | 14   | 46,8 | 23,3 | 16   | 17 | 4 | 14 | 12 | 10 | 28,5       | 10       | R412005291 |
| G 1/8 | 6                | 15               | 26,5 | 14   | 49,6 | 24,8 | 17   | 17 | 4 | 14 | 14 | 12 | 29,5       | 10       | R412005292 |
| G 1/8 | 8                | 15               | 26,5 | 14   | 52,6 | 26,3 | 18,5 | 17 | 4 | 14 | 16 | 14 | 42,5       | 10       | R412005293 |
| G 1/4 | 6                | 18               | 32   | 17,5 | 51,8 | 25,9 | 17   | 19 | 5 | 17 | 14 | 12 | 31         | 10       | R412005294 |
| G 1/4 | 8                | 18               | 32   | 17,5 | 52,6 | 26,3 | 18,5 | 19 | 5 | 17 | 16 | 14 | 45,5       | 10       | R412005295 |
| G 1/4 | 10               | 18               | 32   | 17,5 | 59,6 | 29,8 | 21   | 19 | 5 | 17 | 19 | 17 | 83,5       | 10       | R412005297 |
| G 3/8 | 8                | 21,5             | 36,5 | 19,5 | 52,6 | 26,3 | 18,5 | 22 | 6 | 21 | 16 | 14 | 50,5       | 10       | R412005296 |
| G 3/8 | 10               | 21,5             | 36,5 | 19,5 | 59,6 | 29,8 | 21   | 22 | 6 | 21 | 19 | 17 | 89,3       | 10       | R412005298 |
| G 3/8 | 12               | 21,5             | 36,5 | 19,5 | 66,6 | 33,3 | 22,5 | 22 | 6 | 21 | 23 | 21 | 142        | 10       | R412005299 |
| G 1/2 | 12               | 26               | 40,5 | 22,5 | 66,6 | 33,3 | 22,5 | 24 | 6 | 24 | 23 | 21 | 148        | 10       | R412005300 |

## ★ Male run tee, series QR1-RLT




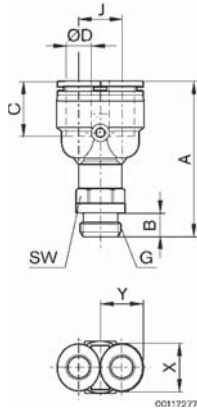
| G     | $\varnothing$ D | A    | B   | C    | E    | SW | X  | Y  | Weight [g] | per Pack | Part no.   |
|-------|-----------------|------|-----|------|------|----|----|----|------------|----------|------------|
| M 5   | 4               | 22,1 | 4   | 16   | 18,5 | 10 | 12 | 10 | 11,1       | 10       | 2122304050 |
| M 5   | 6               | 23   | 4   | 17   | 20,4 | 12 | 14 | 12 | 13,6       | 10       | R412005212 |
| G 1/8 | 4               | 21,6 | 5   | 16   | 18,1 | 14 | 12 | 10 | 14,4       | 10       | 2122304180 |
| G 1/8 | 6               | 21,9 | 5   | 17   | 20,4 | 14 | 14 | 12 | 15,2       | 10       | 2122306180 |
| G 1/8 | 8               | 22,5 | 5   | 18,5 | 22,7 | 14 | 16 | 14 | 18,5       | 10       | R412005214 |
| G 1/4 | 4               | 22,6 | 6   | 16   | 18,1 | 17 | 12 | 10 | 19,2       | 10       | R412005211 |
| G 1/4 | 6               | 23,9 | 6   | 17   | 20,4 | 17 | 14 | 12 | 22,1       | 10       | 2122306140 |
| G 1/4 | 8               | 24,5 | 6   | 18,5 | 22,7 | 17 | 16 | 14 | 26,8       | 10       | 2122308140 |
| G 1/4 | 10              | 30   | 6   | 21   | 26,1 | 17 | 19 | 17 | 35,3       | 10       | R412005215 |
| G 1/4 | 12              | 32   | 6   | 22,5 | 29,3 | 21 | 23 | 21 | 49,6       | 5        | R412005216 |
| G 3/8 | 6               | 25,9 | 7   | 17   | 20,4 | 20 | 14 | 12 | 33,6       | 10       | R412005213 |
| G 3/8 | 8               | 25,5 | 7   | 18,5 | 22,7 | 20 | 16 | 14 | 34,2       | 10       | 2122308380 |
| G 3/8 | 10              | 31   | 7   | 21   | 26,1 | 20 | 19 | 17 | 46,3       | 10       | 2122310380 |
| G 3/8 | 12              | 33   | 7   | 22,5 | 29,3 | 21 | 23 | 21 | 51,7       | 5        | 2122312380 |
| G 1/2 | 10              | 32,5 | 8,5 | 21   | 26,1 | 24 | 19 | 17 | 57,4       | 10       | 2122310120 |
| G 1/2 | 12              | 34,5 | 8,5 | 22,5 | 29,3 | 24 | 23 | 21 | 64,3       | 5        | 2122312120 |

# Plastic fittings, QR1 - Standard Metric

M 5 - G 1/2, push-in fitting for compressed air hoses  $\varnothing$  4 to 16 mm

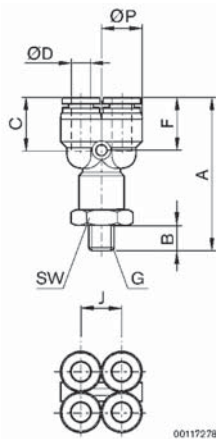


## ★ Y-fitting, series QR1-RAY



| G     | Ø D | A    | B   | C    | J   | SW | X  | Y  | Weight [g] | Per Pack | Part no.   |
|-------|-----|------|-----|------|-----|----|----|----|------------|----------|------------|
| M 5   | 4   | 39   | 4   | 16   | 9,6 | 10 | 12 | 10 | 11,4       | 10       | 2122404050 |
| M 5   | 6   | 40,2 | 4   | 17   | 12  | 12 | 14 | 12 | 13,8       | 10       | R412005219 |
| G 1/8 | 4   | 42,2 | 5   | 16   | 9,6 | 10 | 12 | 10 | 14,7       | 10       | 2122404180 |
| G 1/8 | 6   | 43,7 | 5   | 17   | 12  | 12 | 14 | 12 | 15,7       | 10       | 2122406180 |
| G 1/8 | 8   | 47,7 | 5   | 18   | 14  | 14 | 16 | 14 | 19,6       | 10       | 2122408180 |
| G 1/8 | 10  | 55,2 | 5   | 21   | 18  | 17 | 19 | 17 | 34         | 10       | R412005223 |
| G 1/4 | 4   | 43,2 | 6   | 16   | 9,6 | 12 | 12 | 10 | 19,7       | 10       | 2122404140 |
| G 1/4 | 6   | 45,7 | 6   | 17   | 12  | 14 | 14 | 12 | 22,2       | 10       | 2122406140 |
| G 1/4 | 8   | 49,7 | 6   | 18   | 14  | 14 | 16 | 14 | 27,6       | 10       | 2122408140 |
| G 1/4 | 10  | 56,2 | 6   | 21   | 18  | 17 | 19 | 17 | 36,5       | 10       | 2122410140 |
| G 1/4 | 12  | 58,7 | 6   | 22,5 | 20  | 21 | 23 | 21 | 51         | 10       | R412005224 |
| G 3/8 | 6   | 46,7 | 7   | 17   | 12  | 14 | 14 | 12 | 29         | 10       | R412005220 |
| G 3/8 | 8   | 51,7 | 7   | 18   | 14  | 17 | 16 | 14 | 34,9       | 10       | R412005221 |
| G 3/8 | 10  | 58,2 | 7   | 21   | 18  | 17 | 19 | 17 | 48         | 10       | 2122410380 |
| G 3/8 | 12  | 59,7 | 7   | 22,5 | 20  | 21 | 23 | 21 | 52,7       | 10       | 2122412380 |
| G 1/2 | 8   | 53,2 | 8,5 | 18   | 14  | 17 | 16 | 14 | 41         | 10       | R412005222 |
| G 1/2 | 10  | 59,7 | 8,5 | 21   | 18  | 19 | 19 | 17 | 58,5       | 10       | 2122410120 |
| G 1/2 | 12  | 62,2 | 8,5 | 22,5 | 20  | 21 | 23 | 21 | 65,6       | 10       | 2122412120 |

## ★ Y-fitting 2-fold, series QR1-RDY




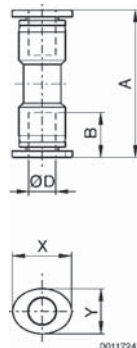
| G     | Ø D | A    | B | C  | J    | SW | Ø P  | Weight [g] | Per Pack | Part no.   |
|-------|-----|------|---|----|------|----|------|------------|----------|------------|
| G 1/8 | 4   | 45,8 | 5 | 16 | 10,4 | 12 | 10,4 | 20         | 10       | R412005225 |
| G 1/8 | 6   | 47,9 | 5 | 17 | 13   | 14 | 13   | 25,4       | 10       | R412005227 |
| G 1/4 | 4   | 48,8 | 6 | 16 | 10,4 | 14 | 10,4 | 25,7       | 10       | R412005226 |
| G 1/4 | 6   | 50,9 | 6 | 17 | 13   | 14 | 13   | 27         | 10       | R412005228 |

# Plastic fittings, QR1 - Standard Metric

M 5 - G 1/2, push-in fitting for compressed air hoses  $\varnothing$  4 to 16 mm


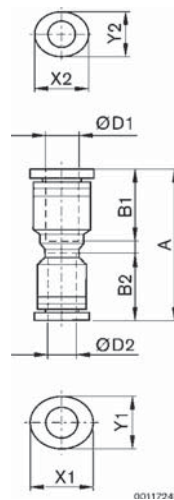


## ▲ ★ Straight plug connector, series QR1-RSK



| $\varnothing$ D | A    | B    | X  | Y  | Weight [g] | per Pack | Part no.   |
|-----------------|------|------|----|----|------------|----------|------------|
| 4               | 33,4 | 16   | 12 | 10 | 4,5        | 10       | 2121504000 |
| 6               | 35,4 | 17   | 14 | 12 | 5,6        | 10       | 2121506000 |
| 8               | 39   | 18,5 | 16 | 14 | 7,7        | 10       | 2121508000 |
| 10              | 43   | 21   | 19 | 17 | 13,4       | 10       | 2121510000 |
| 12              | 47   | 22,5 | 23 | 21 | 18,8       | 10       | 2121512000 |
| 14              | 51,2 | 24,6 | 25 | 23 | 24,7       | 5        | 2121514000 |
| 16              | 62,2 | 24,8 | 27 | 24 | 35,3       | 5        | R412005059 |

## ▲ ★ Straight plug connector, reducing, series QR1-RSR



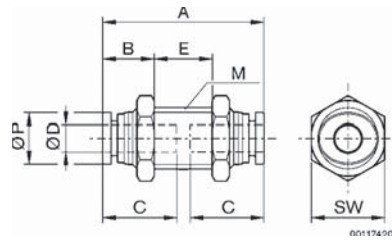
| $\varnothing$ D1 | $\varnothing$ D2 | A    | B1   | B2   | X1 | Y1 | X2 | Y2 | Weight [g] | per Pack | Part no.   |
|------------------|------------------|------|------|------|----|----|----|----|------------|----------|------------|
| 6                | 4                | 34,9 | 17   | 16   | 14 | 12 | 12 | 10 | 5,2        | 10       | R412005060 |
| 8                | 4                | 37,2 | 18,5 | 17   | 16 | 14 | 12 | 10 | 13,1       | 10       | R412005061 |
| 8                | 6                | 37,2 | 18,5 | 17   | 16 | 14 | 14 | 12 | 6,9        | 10       | R412005062 |
| 10               | 6                | 41   | 21   | 18,5 | 19 | 17 | 14 | 12 | 20,2       | 10       | R412005063 |
| 10               | 8                | 41   | 21   | 18,5 | 19 | 17 | 16 | 14 | 10,9       | 10       | R412005064 |
| 12               | 8                | 45   | 22,5 | 21   | 23 | 21 | 16 | 14 | 28,9       | 10       | R412005065 |
| 12               | 10               | 45   | 22,5 | 21   | 23 | 21 | 19 | 17 | 16,4       | 10       | R412005066 |
| 16               | 12               | 51,8 | 24,8 | 22,5 | 27 | 24 | 23 | 21 | 27,2       | 5        | R412005067 |

# Plastic fittings, QR1 - Standard Metric

M 5 - G 1/2, push-in fitting for compressed air hoses  $\varnothing$  4 to 12 mm


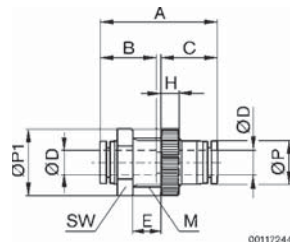
**AVENTICS**<sup>®</sup>

▲ ★ Bulkhead plug connector, metal, series QR1-RSM



| Ø D | M         | A    | B    | C    | E    | SW | Ø P | Weight [g] | per Pack | Part no.   |
|-----|-----------|------|------|------|------|----|-----|------------|----------|------------|
| 4   | M12 x 1.0 | 33,4 | 10,2 | 16   | 13   | 14 | 10  | 18         | 10       | 2121404000 |
| 6   | M14 x 1.0 | 35,9 | 10,7 | 17   | 14,5 | 17 | 12  | 25,3       | 10       | 2121406000 |
| 8   | M16 x 1.0 | 38,5 | 12,3 | 18,5 | 13,9 | 19 | 14  | 33,9       | 10       | 2121408000 |
| 10  | M20 x 1.0 | 43,5 | 13   | 21   | 17,5 | 24 | 17  | 59,2       | 10       | 2121410000 |
| 12  | M22 x 1.0 | 46,2 | 12,6 | 22   | 21   | 26 | 20  | 78,1       | 10       | 2121412000 |

▲ ★ Bulkhead plug connector, plastic, series QR1-RSC




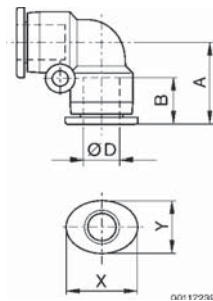
| Ø D | M         | A    | B    | C    | E (Min) | E (Max) | H | SW | Ø P  | Ø P1 | Weight [g] | per Pack | Part no.   |
|-----|-----------|------|------|------|---------|---------|---|----|------|------|------------|----------|------------|
| 4   | M12 x 1.5 | 32,2 | 15,6 | 16   | 1       | 7,8     | 5 | 14 | 10,4 | 16   | 7          | 10       | R412005051 |
| 6   | M14 x 1.5 | 36   | 17,2 | 17   | 1       | 9,2     | 5 | 17 | 12,4 | 18   | 9,5        | 10       | R412005052 |
| 8   | M16 x 1.5 | 38,5 | 18,4 | 18,5 | 1       | 9,2     | 6 | 19 | 14,4 | 22   | 13,5       | 10       | R412005053 |
| 10  | M20 x 2.0 | 43,6 | 21   | 21   | 1       | 10,8    | 6 | 24 | 17,6 | 28   | 23         | 10       | R412005054 |
| 12  | M24 x 2.0 | 47,6 | 22,5 | 22,5 | 1       | 16,2    | 6 | 27 | 21,2 | 31   | 31         | 10       | R412005055 |

# Plastic fittings, QR1 - Standard Metric

M 5 - G 1/2, push-in fitting for compressed air hoses  $\varnothing$  4 to 16 mm

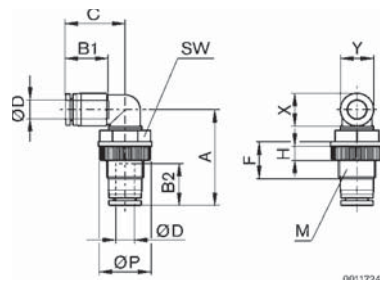
**AVENTICS**<sup>®</sup>

▲ ★ Elbow plug connector, series QR1-RVK



| $\varnothing$ D | A    | B    | X  | Y  | Weight [g] | per Pack | Part no.   |
|-----------------|------|------|----|----|------------|----------|------------|
| 4               | 18,7 | 16   | 12 | 10 | 4,7        | 10       | 2121204000 |
| 6               | 20,4 | 17   | 14 | 12 | 6,2        | 10       | 2121206000 |
| 8               | 22,8 | 18,5 | 16 | 14 | 8,7        | 10       | 2121208000 |
| 10              | 26,1 | 21   | 19 | 17 | 15,1       | 10       | 2121210000 |
| 12              | 29   | 22,5 | 23 | 21 | 20,7       | 10       | 2121212000 |
| 14              | 32,1 | 24,6 | 25 | 23 | 36,7       | 5        | 2121214000 |
| 16              | 31,1 | 24,8 | 27 | 24 | 36,5       | 5        | R412005033 |

▲ ★ Elbow bulkhead plug connector, series QR1-RVS



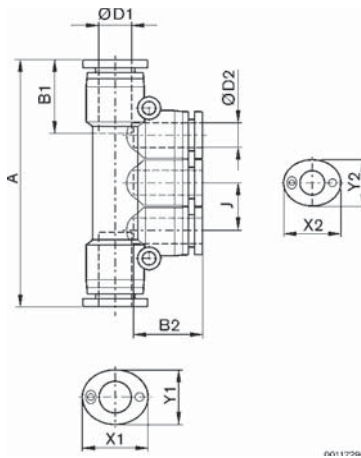
| $\varnothing$ D | M         | A    | B1   | B2   | C    | F    | H | P    | SW | X  | Y  | Weight [g] | Per Pack | Part no.   |
|-----------------|-----------|------|------|------|------|------|---|------|----|----|----|------------|----------|------------|
| 4               | M12 x 1.5 | 33,6 | 15,6 | 16   | 19,8 | 16,6 | 5 | 17   | 14 | 12 | 10 | 11         | 10       | R412005056 |
| 6               | M14 x 1.5 | 37,9 | 23   | 17   | 17,2 | 15   | 5 | 20,5 | 17 | 14 | 12 | 12,5       | 10       | R412005057 |
| 8               | M16 x 1.5 | 41,9 | 18,6 | 18,5 | 25,7 | 16   | 6 | 23   | 19 | 16 | 14 | 18,5       | 10       | R412005375 |
| 10              | M20 x 2.0 | 47,6 | 21,4 | 21   | 30,3 | 18   | 6 | 29   | 24 | 19 | 17 | 29         | 10       | R412005376 |
| 12              | M24 x 2.0 | 53,8 | 23,3 | 22,5 | 32,7 | 20   | 6 | 32   | 27 | 23 | 21 | 40         | 10       | R412005058 |

# Plastic fittings, QR1 - Standard Metric

M 5 - G 1/2, push-in fitting for compressed air hoses  $\varnothing$  4 to 16 mm

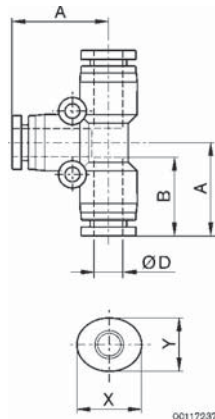


▲ ★ Plug connector, reducing, 3-fold, series QRT-RMT



| $\varnothing$ D1 | $\varnothing$ D2 | A    | B1   | B2   | J  | X1 | Y1 | X2 | Y2 | Weight [g] | per Pack | Part no.   |
|------------------|------------------|------|------|------|----|----|----|----|----|------------|----------|------------|
| 6                | 4                | 59,4 | 17   | 16   | 10 | 14 | 12 | 12 | 10 | 13,7       | 10       | R412005346 |
| 8                | 4                | 62   | 18,5 | 16   | 10 | 16 | 14 | 12 | 10 | 16,8       | 10       | R412005347 |
| 8                | 6                | 62   | 18,5 | 17   | 12 | 16 | 14 | 14 | 12 | 18,6       | 10       | R412005348 |
| 10               | 6                | 79,2 | 21   | 17   | 12 | 19 | 17 | 14 | 12 | 27,6       | 10       | R412005349 |
| 10               | 8                | 79,2 | 21   | 18,5 | 14 | 19 | 17 | 16 | 14 | 31,2       | 10       | R412005350 |

▲ ★ T-plug connector, series QR1-RTK



| $\varnothing$ D | A    | B    | X  | Y  | Weight [g] | per Pack | Part no.   |
|-----------------|------|------|----|----|------------|----------|------------|
| 4               | 18,5 | 16   | 12 | 10 | 7          | 10       | 2121104000 |
| 6               | 20,4 | 17   | 14 | 12 | 9,4        | 10       | 2121106000 |
| 8               | 22,8 | 18,5 | 16 | 14 | 12,6       | 10       | 2121108000 |
| 10              | 26,1 | 21   | 19 | 17 | 22,1       | 10       | 2121110000 |
| 12              | 29   | 22,5 | 23 | 21 | 30,7       | 10       | 2121112000 |
| 14              | 32,1 | 24,6 | 25 | 23 | 40,9       | 5        | 2121114000 |
| 16              | 31,1 | 24,8 | 27 | 24 | 52,3       | 5        | R412005025 |

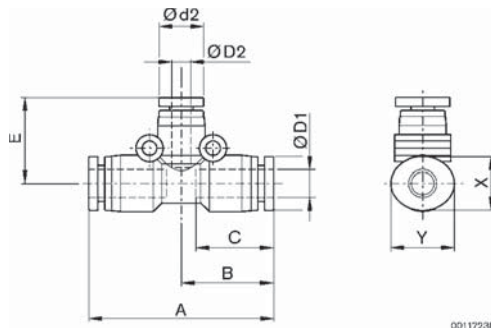


# Plastic fittings, QR1 - Standard Metric

M 5 - G 1/2, push-in fitting for compressed air hoses  $\varnothing$  4 to 16 mm


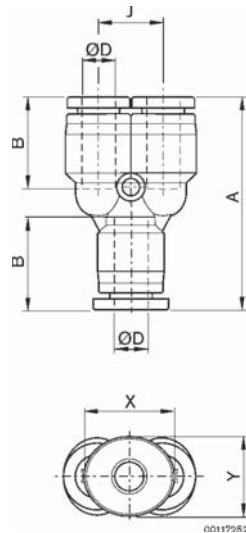


## ★ T-plug connector, reducing, series QR1-RTR



| D1 | D2 | d2   | A    | B    | C    | E    | X  | Y  | Weight [g] | Per Pack | Part no.   |
|----|----|------|------|------|------|------|----|----|------------|----------|------------|
| 6  | 4  | 10,4 | 40,8 | 20,4 | 17   | 19,1 | 14 | 12 | 9          | 10       | R412005026 |
| 8  | 4  | 12,4 | 45,4 | 22,7 | 18,5 | 21   | 16 | 12 | 15,2       | 10       | R412005027 |
| 8  | 6  | 12,4 | 45,4 | 22,7 | 18,5 | 21,7 | 16 | 14 | 12         | 10       | R412005028 |
| 10 | 6  | 14,4 | 52,2 | 26,1 | 21   | 23,7 | 19 | 14 | 23,7       | 10       | R412005029 |
| 10 | 8  | 14,4 | 52,2 | 26,1 | 21   | 23,4 | 19 | 17 | 20         | 10       | R412005030 |
| 12 | 8  | 17,4 | 58,6 | 29,3 | 22,5 | 26   | 23 | 17 | 34,4       | 10       | R412005031 |
| 12 | 10 | 17,4 | 58,6 | 29,3 | 22,5 | 27,1 | 23 | 21 | 28         | 10       | R412005032 |

## ★ Y-plug connector, series QR1-RYK




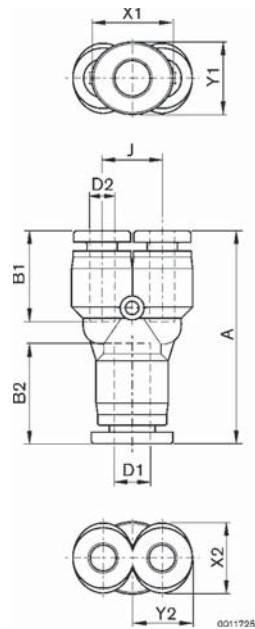
| $\varnothing$ D | A    | B    | J    | X  | Y  | Weight [g] | per Pack | Part no.   |
|-----------------|------|------|------|----|----|------------|----------|------------|
| 4               | 35,9 | 16   | 9,6  | 12 | 10 | 7          | 10       | 2121804000 |
| 6               | 39,4 | 17   | 12   | 14 | 12 | 9,1        | 10       | 2121806000 |
| 8               | 43,5 | 18,5 | 14   | 16 | 14 | 13         | 10       | 2121808000 |
| 10              | 50   | 21   | 18   | 19 | 17 | 22,6       | 10       | 2121810000 |
| 12              | 53   | 22,5 | 20,8 | 23 | 21 | 30,5       | 10       | 2121812000 |

# Plastic fittings, QR1 - Standard Metric

M 5 - G 1/2, push-in fitting for compressed air hoses  $\varnothing$  4 to 16 mm



▲ ★ Y - plug connector, reducing, series QR1-RYR




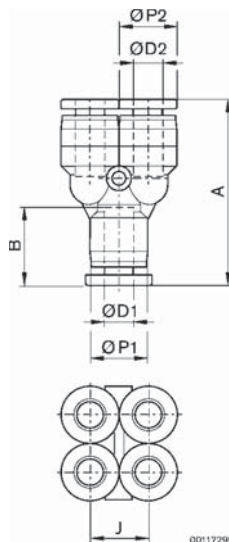
| $\varnothing$ D1 | $\varnothing$ D2 | A    | B1   | B2   | J   | X1 | Y1 | X2 | Y2 | Weight [g] | per Pack | Part no.   |
|------------------|------------------|------|------|------|-----|----|----|----|----|------------|----------|------------|
| 6                | 4                | 36,9 | 16   | 17   | 9,3 | 14 | 12 | 12 | 10 | 7,6        | 10       | 2121806040 |
| 8                | 4                | 40,7 | 17   | 18,5 | 12  | 16 | 14 | 12 | 10 | 14,3       | 10       | R412005081 |
| 8                | 6                | 40,7 | 17   | 18,5 | 12  | 16 | 14 | 14 | 12 | 10,1       | 10       | 2121808060 |
| 10               | 8                | 49,5 | 18,5 | 21   | 14  | 19 | 17 | 16 | 14 | 16,4       | 10       | 2121810080 |
| 10               | 6                | 49,5 | 18,5 | 21   | 14  | 19 | 17 | 14 | 12 | 22,8       | 10       | R412005082 |
| 12               | 10               | 53,5 | 21   | 22,5 | 16  | 23 | 21 | 19 | 17 | 25,5       | 10       | R412005080 |
| 12               | 8                | 53,5 | 21   | 22,5 | 16  | 23 | 17 | 16 | 14 | 33,1       | 10       | R412005083 |

# Plastic fittings, QR1 - Standard Metric

M 5 - G 1/2, push-in fitting for compressed air hoses  $\varnothing$  4 to 16 mm

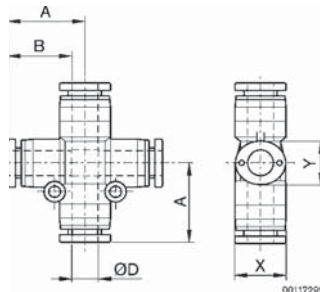


▲ ★ Y-plug connector, reducing 2-fold, series QR1-RYD



| $\varnothing$ D1 | $\varnothing$ D2 | A    | B    | J    | $\varnothing$ P1 | $\varnothing$ P2 | Weight [g] | Per Pack | Part no.   |
|------------------|------------------|------|------|------|------------------|------------------|------------|----------|------------|
| 6                | 4                | 37,2 | 17   | 10,4 | 13               | 10,4             | 12,8       | 10       | R412005344 |
| 8                | 6                | 40,6 | 18,5 | 13   | 14,4             | 13               | 17,5       | 10       | R412005345 |

▲ ★ X-plug connector, series QR1-RXS



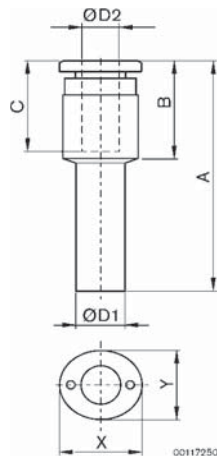
| $\varnothing$ D | A    | B    | X  | Y  | Weight [g] | per Pack | Part no.   |
|-----------------|------|------|----|----|------------|----------|------------|
| 4               | 18,7 | 16   | 12 | 10 | 9          | 10       | R412005361 |
| 6               | 20,4 | 17   | 14 | 12 | 11,9       | 10       | R412005362 |
| 8               | 22,8 | 18,5 | 16 | 14 | 16,2       | 10       | R412005363 |
| 10              | 26,1 | 21   | 19 | 17 | 28,8       | 10       | R412005364 |
| 12              | 29,3 | 22,5 | 23 | 21 | 40,5       | 10       | R412005365 |

# Plastic fittings, QR1 - Standard Metric

M 5 - G 1/2, push-in fitting for compressed air hoses  $\varnothing$  4 to 16 mm

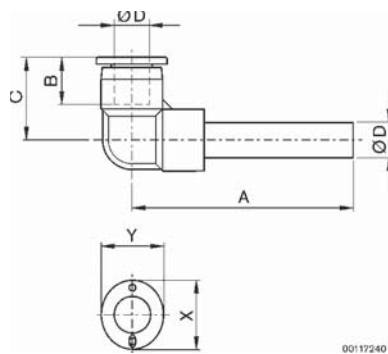
**AVENTICS**<sup>®</sup>

▲ ★ **Straight push-in fitting, reducing, series QR1-RED**



| $\varnothing$ D1 | $\varnothing$ D2 | A    | B    | C    | X  | Y  | Weight [g] | Per Pack | Part no.   |
|------------------|------------------|------|------|------|----|----|------------|----------|------------|
| 6                | 4                | 41,2 | 18,2 | 16   | 12 | 10 | 3,2        | 10       | 2121706040 |
| 8                | 4                | 43,2 | 18,2 | 16   | 12 | 10 | 3,8        | 10       | 2121708040 |
| 8                | 6                | 44,2 | 19,2 | 17   | 14 | 12 | 4,2        | 10       | 2121708060 |
| 10               | 4                | 44,6 | 17,6 | 16   | 12 | 10 | 3,7        | 10       | 2121710040 |
| 10               | 6                | 46,2 | 19,2 | 17   | 14 | 12 | 4,9        | 10       | 2121710060 |
| 10               | 8                | 47,5 | 20,5 | 18,5 | 16 | 14 | 6,1        | 10       | 2121710080 |
| 12               | 6                | 48,2 | 19,2 | 17   | 14 | 12 | 5,9        | 10       | 2121712060 |
| 12               | 8                | 49,5 | 20,5 | 18,5 | 16 | 14 | 7          | 10       | 2121712080 |
| 12               | 10               | 52,4 | 23   | 21   | 19 | 17 | 9,9        | 10       | 2121712100 |
| 14               | 8                | 55,4 | 20,4 | 18,5 | 16 | 14 | 8,5        | 5        | 2121714080 |
| 14               | 10               | 58   | 23   | 21   | 19 | 17 | 13         | 5        | 2121714100 |
| 14               | 12               | 60,3 | 25,3 | 22,5 | 23 | 21 | 15,1       | 5        | 2121714120 |

▲ ★ **Elbow push-in fitting, series QR1-RVA**



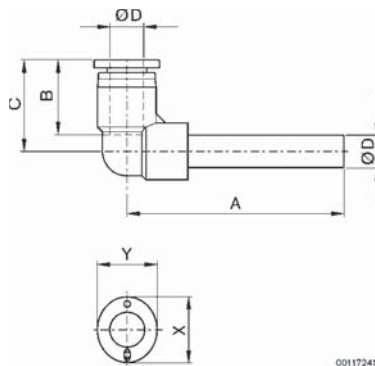
| $\varnothing$ D | A    | B    | C    | X  | Y  | Weight [g] | Per Pack | Part no.   |
|-----------------|------|------|------|----|----|------------|----------|------------|
| 4               | 30,6 | 16   | 18,7 | 12 | 10 | 4,7        | 10       | 2121304040 |
| 6               | 35   | 17   | 21,1 | 14 | 12 | 5,4        | 10       | 2121306060 |
| 8               | 40   | 18,5 | 22,8 | 16 | 14 | 8          | 10       | 2121308080 |
| 10              | 48   | 21   | 26,1 | 19 | 17 | 15         | 10       | 2121310100 |
| 12              | 82   | 22,5 | 24,3 | 23 | 21 | 21,4       | 10       | R412005036 |
| 14              | 56,8 | 24,6 | 32,1 | 25 | 23 | 21,5       | 5        | R412005037 |
| 16              | 58,3 | 24,8 | 33,5 | 27 | 24 | 23,2       | 5        | R412005038 |

# Plastic fittings, QR1 - Standard Metric

M 5 - G 1/2, push-in fitting for compressed air hoses  $\varnothing$  4 to 16 mm

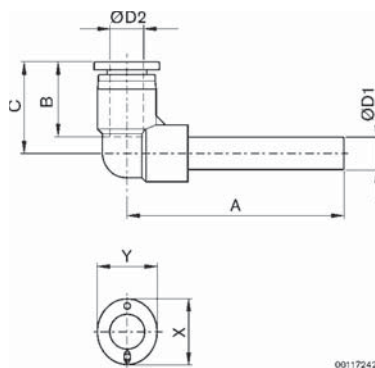
**AVENTICS**<sup>®</sup>

▲ ★ Elbow push-in fitting, long, series QR1-RLL



| $\varnothing$ D | A    | B    | C    | X  | Y  | Weight [g] | Per Pack | Part no.   |
|-----------------|------|------|------|----|----|------------|----------|------------|
| 4               | 39,3 | 16   | 18,7 | 12 | 10 | 4          | 10       | R412005039 |
| 6               | 49,8 | 17   | 21,1 | 14 | 12 | 5,5        | 10       | R412005040 |
| 8               | 54   | 18,5 | 22,8 | 16 | 14 | 8,5        | 10       | R412005041 |
| 10              | 62   | 21   | 26,1 | 19 | 17 | 13,5       | 10       | R412005042 |
| 12              | 68,5 | 22,5 | 29,3 | 23 | 21 | 19,2       | 10       | R412005043 |
| 14              | 78,6 | 24,6 | 32,1 | 25 | 23 | 23,0       | 5        | R412005044 |
| 16              | 59,8 | 24,8 | 33,5 | 27 | 24 | 22,3       | 5        | R412005045 |

▲ ★ Elbow push-in fitting, reducing, series QR1-RVR



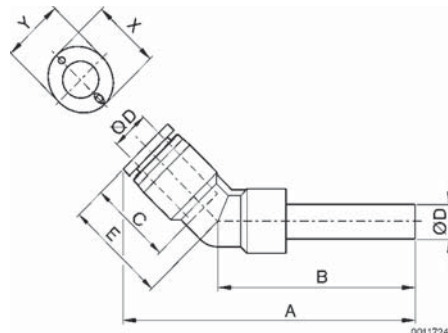
| $\varnothing$ D1 | $\varnothing$ D2 | A    | B    | C    | X  | Y  | Weight [g] | Per Pack | Part no.   |
|------------------|------------------|------|------|------|----|----|------------|----------|------------|
| 6                | 4                | 33,3 | 17   | 18,7 | 12 | 10 | 5,5        | 10       | 2121304060 |
| 8                | 6                | 41,3 | 18,5 | 21,1 | 14 | 12 | 7          | 10       | 2121306080 |
| 10               | 8                | 43,6 | 21   | 22,8 | 16 | 14 | 11         | 10       | R412005034 |
| 12               | 10               | 52   | 23,5 | 26,1 | 19 | 17 | 17         | 10       | R412005035 |

# Plastic fittings, QR1 - Standard Metric

M 5 - G 1/2, push-in fitting for compressed air hoses  $\varnothing$  4 to 16 mm

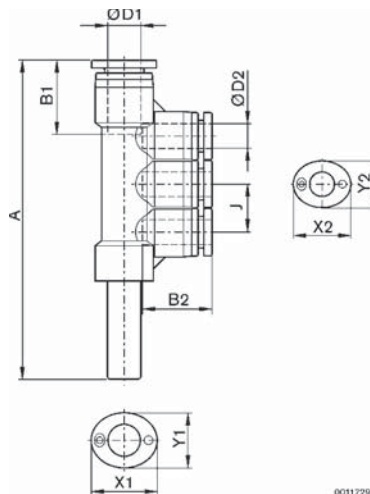


## ★ Elbow push-in fitting 45°, series QR1-RVW



| $\varnothing$ D | A     | B    | C    | E    | X  | Y  | Weight [g] | Per Pack | Part no.   |
|-----------------|-------|------|------|------|----|----|------------|----------|------------|
| 4               | 56,36 | 43,6 | 16   | 18,1 | 12 | 10 | 6,9        | 10       | R412005046 |
| 6               | 61,68 | 47,5 | 17   | 20,1 | 14 | 12 | 9,3        | 10       | R412005047 |
| 8               | 70,53 | 54,5 | 18,5 | 22,7 | 16 | 14 | 12,9       | 10       | R412005048 |
| 10              | 80,35 | 62   | 21   | 26,1 | 19 | 17 | 20,9       | 10       | R412005049 |
| 12              | 90,57 | 69,9 | 22,5 | 29,3 | 23 | 21 | 32,8       | 10       | R412005050 |

## ★ Push-in fitting, reducing, 3-fold, series QRT-RMS



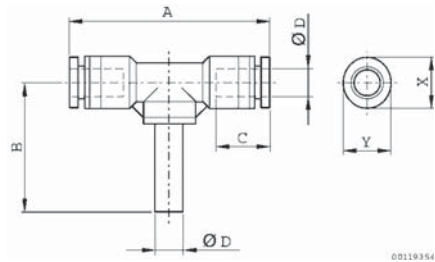
| $\varnothing$ D1 | $\varnothing$ D2 | A     | B1   | B2   | J  | X1 | Y1 | X2 | Y2 | Weight [g] | Per Pack | Part no.   |
|------------------|------------------|-------|------|------|----|----|----|----|----|------------|----------|------------|
| 6                | 4                | 75,7  | 17   | 16   | 10 | 14 | 12 | 12 | 10 | 12,9       | 10       | R412005351 |
| 8                | 4                | 79,9  | 18,5 | 16   | 10 | 16 | 14 | 12 | 10 | 15,8       | 10       | R412005352 |
| 8                | 6                | 82,2  | 18,5 | 17   | 12 | 16 | 14 | 14 | 12 | 17,3       | 10       | R412005353 |
| 10               | 8                | 102,6 | 21   | 18,5 | 14 | 19 | 17 | 16 | 14 | 30,2       | 10       | R412005354 |

# Plastic fittings, QR1 - Standard Metric

M 5 - G 1/2, push-in fitting for compressed air hoses  $\varnothing$  4 to 16 mm

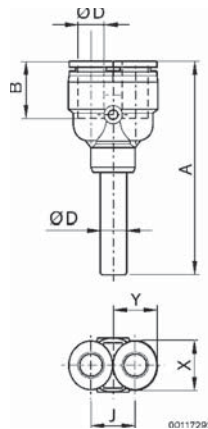


## ★ T-push-in fitting, series QR1-RTC



| $\varnothing$ D | A    | B    | C    | X  | Y  | Weight [g] | Per Pack | Part no.   |
|-----------------|------|------|------|----|----|------------|----------|------------|
| 6               | 40,6 | 36,8 | 17   | 14 | 12 | 8,5        | 10       | 2122706000 |
| 8               | 45,7 | 29,3 | 18,5 | 16 | 14 | 12,7       | 10       | 2122708000 |

## ★ Y-push-in fitting, series QR1-RY2



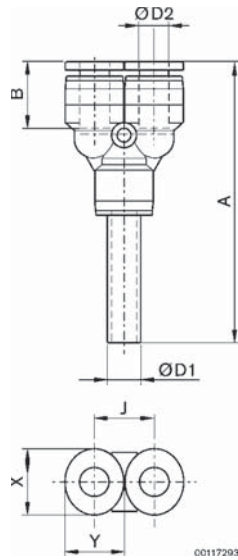
| $\varnothing$ D | A    | B    | J    | X  | Y  | Weight [g] | Per Pack | Part no.   |
|-----------------|------|------|------|----|----|------------|----------|------------|
| 4               | 48,8 | 16   | 9,6  | 12 | 10 | 7,2        | 10       | R412005332 |
| 6               | 54,7 | 17   | 12   | 14 | 12 | 8,5        | 10       | R412005333 |
| 8               | 60,8 | 18,5 | 14   | 16 | 14 | 12,3       | 10       | R412005334 |
| 10              | 71,2 | 21   | 18   | 19 | 17 | 23,1       | 10       | R412005335 |
| 12              | 75,7 | 22,5 | 20,8 | 23 | 21 | 30,8       | 10       | R412005336 |

# Plastic fittings, QR1 - Standard Metric

M 5 - G 1/2, push-in fitting for compressed air hoses  $\varnothing$  4 to 16 mm



▲ ★ Y-push-in fitting, reducing, series QR1-R2R



| $\varnothing$ D1 | $\varnothing$ D2 | A    | B    | J   | X  | Y  | Weight [g] | Per Pack | Part no.   |
|------------------|------------------|------|------|-----|----|----|------------|----------|------------|
| 6                | 4                | 55,2 | 17   | 9,6 | 12 | 10 | 7,3        | 10       | R412005337 |
| 8                | 6                | 58,7 | 18,5 | 12  | 14 | 12 | 9,2        | 10       | R412005338 |
| 10               | 8                | 64,7 | 21   | 14  | 16 | 14 | 13,4       | 10       | R412005339 |
| 10               | 10               | 75,2 | 22,5 | 18  | 19 | 17 | 24,1       | 10       | R412005340 |


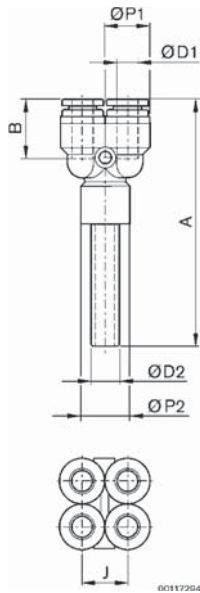


# Plastic fittings, QR1 - Standard Metric

M 5 - G 1/2, push-in fitting for compressed air hoses  $\varnothing$  4 to 16 mm

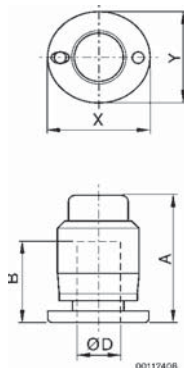


▲ ★ Y-push-in fitting, reducing, 2-fold, series QR1-RY4



| $\varnothing$ D1 | $\varnothing$ D2 | A    | B  | J    | $\varnothing$ P1 | $\varnothing$ P2 | Weight [g] | Per Pack | Part no.   |
|------------------|------------------|------|----|------|------------------|------------------|------------|----------|------------|
| 4                | 6                | 55,2 | 16 | 10,4 | 10,4             | 13               | 12,8       | 10       | R412005341 |
| 4                | 8                | 59,7 | 16 | 10,4 | 10,4             | 13               | 13,5       | 10       | R412005342 |
| 6                | 8                | 60,9 | 17 | 13   | 13               | 14,4             | 17,5       | 10       | R412005343 |

▲ ★ Blanking cap, series QR1-RCA




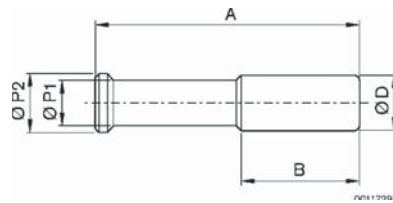
| $\varnothing$ D | A    | B    | X  | Y  | Weight [g] | Per Pack | Part no.   |
|-----------------|------|------|----|----|------------|----------|------------|
| 4               | 17,7 | 16   | 12 | 10 | 2,2        | 20       | R412005111 |
| 6               | 18,7 | 17   | 14 | 12 | 3          | 20       | R412005112 |
| 8               | 20,5 | 18,5 | 16 | 14 | 4,1        | 20       | R412005113 |
| 10              | 23,5 | 21   | 19 | 17 | 7,2        | 20       | R412005114 |
| 12              | 25,5 | 22,5 | 23 | 21 | 9,8        | 20       | R412005115 |

# Plastic fittings, QR1 - Standard Metric

M 5 - G 1/2, push-in fitting for compressed air hoses  $\varnothing$  4 to 16 mm

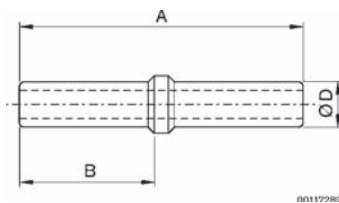
**AVENTICS**<sup>®</sup>

▲ ★ **Blanking plug, series QR1-RBS**



| $\varnothing$ D | A  | B    | $\varnothing$ P1 | $\varnothing$ P2 | Weight [g] | per Pack | Part no.   |
|-----------------|----|------|------------------|------------------|------------|----------|------------|
| 4               | 28 | 16   | 3                | 4                | 0,4        | 20       | 2123204000 |
| 6               | 32 | 17   | 4                | 6                | 0,7        | 20       | 2123206000 |
| 8               | 39 | 18,5 | 5                | 8                | 1,4        | 20       | 2123208000 |
| 10              | 42 | 21   | 8                | 10               | 2          | 20       | 2123210000 |
| 12              | 44 | 22,5 | 8                | 12               | 3,6        | 20       | 2123212000 |
| 14              | 45 | 24,6 | 8                | 14               | 5,0        | 10       | 2123214000 |
| 16              | 46 | 24,8 | 10               | 16               | 4          | 10       | R412005331 |

▲ ★ **Male connector, series QR1-RDS**



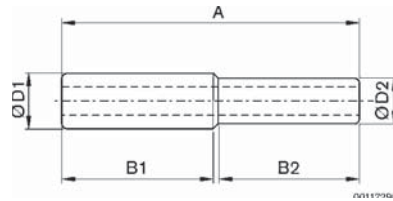
| $\varnothing$ D | A    | B    | Weight [g] | per Pack | Part no.   |
|-----------------|------|------|------------|----------|------------|
| 4               | 35   | 16   | 0,5        | 20       | 2123104000 |
| 6               | 37   | 17   | 0,9        | 20       | 2123106000 |
| 8               | 39,5 | 18,5 | 1,7        | 20       | 2123108000 |
| 10              | 46   | 21   | 3          | 20       | 2123110000 |
| 12              | 50   | 22,5 | 4,4        | 20       | 2123112000 |
| 14              | 53,0 | 24,6 | 3,0        | 20       | 2123114000 |
| 16              | 54   | 24,8 | 8,5        | 10       | R412005322 |

# Plastic fittings, QR1 - Standard Metric

M 5 - G 1/2, push-in fitting for compressed air hoses  $\varnothing$  4 to 16 mm

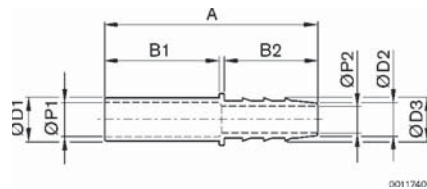
**AVENTICS**<sup>®</sup>

▲ ★ Male connector, reducing, series QR1-RDR



| Ø D1 | Ø D2 | A  | B1   | B2   | Weight [g] | per Pack | Part no.   |
|------|------|----|------|------|------------|----------|------------|
| 6    | 4    | 36 | 17   | 16   | 0,7        | 10       | R412005323 |
| 8    | 4    | 38 | 18,9 | 18   | 0,9        | 10       | R412005324 |
| 8    | 6    | 39 | 18,5 | 17   | 1,5        | 10       | R412005325 |
| 10   | 6    | 42 | 21,9 | 19   | 1,6        | 10       | R412005326 |
| 10   | 8    | 43 | 21   | 18,5 | 2,8        | 10       | R412005327 |
| 12   | 8    | 45 | 23,9 | 20   | 2,6        | 10       | R412005328 |
| 12   | 10   | 48 | 22,5 | 21   | 4,9        | 10       | R412005329 |
| 16   | 12   | 54 | 24,8 | 22,5 | 8,2        | 10       | R412005330 |

▲ ★ Hose connection piece, series QR1-RTU



| Ø D1 | Ø D2 | Ø D3 | A    | B1   | B2   | Ø P1 | Ø P2 | Weight [g] | Per Pack | Part no.   |
|------|------|------|------|------|------|------|------|------------|----------|------------|
| 4    | 4,8  | 5,9  | 36   | 18   | 17   | 2    | 2    | 0,8        | 10       | R412005366 |
| 8    | 6,8  | 7,9  | 43   | 25   | 17   | 6    | 4    | 1,7        | 10       | R412005367 |
| 8    | 8,6  | 10   | 48,2 | 25   | 22   | 6    | 6    | 2,3        | 10       | R412005368 |
| 10   | 6    | 8    | 45,2 | 29,2 | 16   | 8    | 4    | 2,0        | 10       | R412005369 |
| 10   | 8,6  | 10   | 50,2 | 27   | 22   | 8    | 6,2  | 2,7        | 10       | R412005370 |
| 12   | 8,6  | 10   | 54,2 | 31   | 22   | 10   | 6,2  | 2,8        | 10       | R412005371 |
| 12   | 10,6 | 12   | 54,7 | 31   | 22,5 | 10   | 8    | 3,1        | 10       | R412005372 |
| 12   | 13,5 | 15   | 55   | 31   | 22,5 | 10   | 10   | 5          | 10       | R412005373 |
| 14   | 14,7 | 16   | 59,5 | 35,5 | 22,5 | 12   | 10   | 5,8        | 10       | R412005374 |

# Plastic fittings, QR1 - Mini Metric

M 3 - G 1/8, push-in-fitting for compressed air hoses Ø 3 to 6 mm

**AVENTICS**<sup>®</sup>

Products

Technical Data

See page 59



Accessories

★ Straight fitting with external hexagon, series QR1-MAN

See page 92



★ Straight fitting with hexagon socket, series QR1-MIN

See page 92



★ Straight fitting with hexagon socket, and fine-pitch thread, series QR1-MIF

See page 93



★ Straight female fitting, series QR1-MAI

See page 93



★ Elbow fitting, series QR1-MVT

See page 94



★ Elbow fitting long, series QR1-MVL

See page 94



★ Male branch-T, series QR1-MTT

See page 95



★ Male run tee, series QR1-MLT

See page 95



★ Straight plug connector, series QR1-MSK

See page 96



★ Straight plug connector, reducing, series QR1-MSR

See page 96



★ Bulkhead connector metal, series QR1-MSM

See page 97



★ Elbow plug connector, series QR1-MVK

See page 97



# Plastic fittings, QR1 - Mini Metric

M 3 - G 1/8, push-in-fitting for compressed air hoses Ø 3 to 6 mm

**AVENTICS**<sup>®</sup>

## ▲ Accessories

▲ ★ Elbow bulkhead plug connector, series QR1-MVS

See page 98



▲ ★ T-plug connector, series QR1-MTK

See page 98



▲ ★ Y-plug connector, series QR1-MYK

See page 99



▲ ★ Y-plug connector, reducing, series QR1-MYR

See page 99



▲ ★ X-plug connector, series QR1-MXS

See page 100



▲ ★ Straight push-in fitting, reducing, series QR1-MED

See page 100



▲ ★ Elbow push-in fitting, series QR1-MVA

See page 101



▲ ★ Y-push-in fitting, series QR1-MYZ

See page 101



▲ ★ Y-push-in fitting, reducing, series QR1-M2R

See page 102



▲ ★ Blanking cap, series QR1-MCA

See page 102



▲ ★ Blanking plug, series QR1-MBS

See page 102


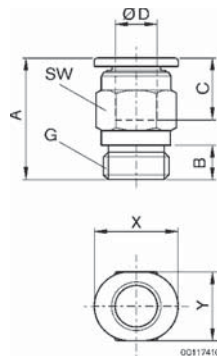


# Plastic fittings, QR1 - Mini Metric

M 3 - G 1/8, push-in fitting for compressed air hoses Ø 3 to 6 mm

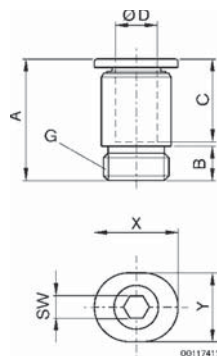
**AVENTICS**<sup>®</sup>

▲ ★ **Straight fitting with external hexagon, series QR1-MAN**



| G     | Ø D | A    | B | C    | SW | X  | Y  | Weight [g] | per Pack | Part no.   |
|-------|-----|------|---|------|----|----|----|------------|----------|------------|
| M3    | 3   | 13,6 | 3 | 9,5  | 6  | 7  | 6  | 1,3        | 25       | R412005116 |
| M3    | 4   | 17,2 | 3 | 11,5 | 8  | 10 | 8  | 3,2        | 25       | R412005117 |
| M5    | 3   | 16,2 | 4 | 9,5  | 8  | 7  | 6  | 3,1        | 25       | R412005118 |
| M5    | 4   | 16,2 | 4 | 11,5 | 8  | 10 | 8  | 2,9        | 25       | R412005119 |
| M5    | 6   | 17,3 | 4 | 12,5 | 10 | 12 | 10 | 3,8        | 25       | R412005120 |
| M6    | 3   | 17   | 5 | 9,5  | 8  | 7  | 6  | 3,3        | 25       | R412005121 |
| M6    | 4   | 17,4 | 5 | 11,5 | 8  | 10 | 8  | 3,2        | 25       | R412005122 |
| M6    | 6   | 18,3 | 5 | 12,5 | 10 | 12 | 10 | 4,1        | 25       | R412005123 |
| G 1/8 | 4   | 12,7 | 5 | 11,5 | 10 | 10 | 8  | 6          | 25       | R412005124 |
| G 1/8 | 6   | 14,9 | 5 | 12,5 | 10 | 12 | 10 | 5,3        | 25       | R412005125 |

▲ ★ **Straight fitting with hexagon socket, series QR1-MIN**



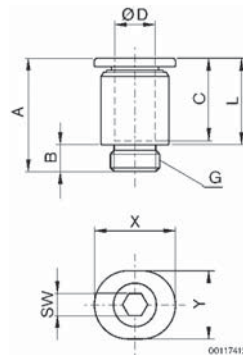
| G     | Ø D | A    | B | C    | SW  | X  | Y  | Weight [g] | Per Pack | Part no.   |
|-------|-----|------|---|------|-----|----|----|------------|----------|------------|
| M3    | 3   | 15,9 | 3 | 9,5  | 1,5 | 7  | 6  | 1,7        | 25       | R412005264 |
| M3    | 4   | 18   | 3 | 11,5 | 1,5 | 10 | 8  | 3,4        | 25       | R412005265 |
| M5    | 3   | 18   | 4 | 9,5  | 2   | 7  | 6  | 3,8        | 25       | R412005266 |
| M5    | 4   | 19,2 | 4 | 11,5 | 2,5 | 10 | 8  | 3,8        | 25       | R412005267 |
| M5    | 6   | 17,8 | 4 | 12,5 | 2,5 | 12 | 10 | 3,9        | 25       | R412005268 |
| M6    | 3   | 20,2 | 5 | 9,5  | 3   | 7  | 6  | 4,2        | 25       | R412005269 |
| M6    | 4   | 20,2 | 5 | 11,5 | 3   | 10 | 8  | 4          | 25       | R412005270 |
| M6    | 6   | 18,8 | 5 | 12,5 | 3   | 12 | 10 | 4,1        | 25       | R412005271 |
| M7    | 4   | 21,4 | 5 | 11,5 | 3   | 10 | 8  | 4,2        | 25       | R412005272 |
| M7    | 6   | 20,1 | 5 | 12,5 | 3   | 12 | 10 | 4,5        | 25       | R412005273 |
| G 1/8 | 4   | 12,8 | 5 | 11,5 | 3   | 10 | 8  | 5,5        | 25       | R412005274 |
| G 1/8 | 6   | 13,9 | 5 | 12,5 | 4   | 12 | 10 | 4,5        | 25       | R412005275 |

# Plastic fittings, QR1 - Mini Metric

M 3 - G 1/8, push-in fitting for compressed air hoses  $\varnothing$  3 to 6 mm

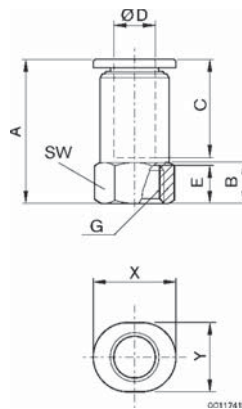


▲ ★ Straight fitting with hexagon socket, and fine-pitch thread, series QR1-MIF



| G         | Ø D | A    | B   | C    | L    | SW  | X  | Y  | Weight [g] | Per Pack | Part no.   |
|-----------|-----|------|-----|------|------|-----|----|----|------------|----------|------------|
| M6 x 0,75 | 3   | 14,1 | 3   | 9,5  | 11,1 | 2   | 7  | 6  | 2,9        | 25       | R412005276 |
| M6 x 0,75 | 4   | 14   | 3   | 11,5 | 11   | 2,5 | 10 | 8  | 2,3        | 25       | R412005277 |
| M8 x 0,75 | 4   | 16   | 5,5 | 11,5 | 10,5 | 3   | 10 | 8  | 4,6        | 25       | R412005278 |
| M8 x 0,75 | 6   | 16   | 5,5 | 12,5 | 11,5 | 4   | 12 | 10 | 3,5        | 25       | R412005279 |

▲ ★ Straight female fitting, series QR1-MAI



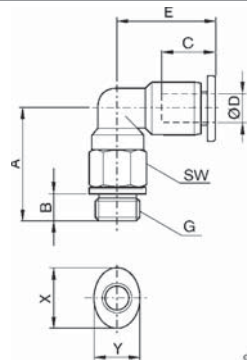
| G   | Ø D | A    | B | C    | E | SW | X  | Y | Weight [g] | per Pack | Part no.   |
|-----|-----|------|---|------|---|----|----|---|------------|----------|------------|
| M 3 | 3   | 14,9 | 3 | 9,5  | 5 | 8  | 7  | 6 | 3,8        | 25       | R412005280 |
| M 3 | 4   | 15   | 3 | 11,5 | 5 | 8  | 10 | 8 | 3,7        | 25       | R412005281 |
| M 5 | 3   | 16,9 | 5 | 9,5  | 5 | 8  | 7  | 6 | 4,1        | 25       | R412005282 |
| M 5 | 4   | 17   | 5 | 11,5 | 5 | 8  | 10 | 8 | 3,8        | 25       | R412005283 |

# Plastic fittings, QR1 - Mini Metric

M 3 - G 1/8, push-in fitting for compressed air hoses Ø 3 to 6 mm

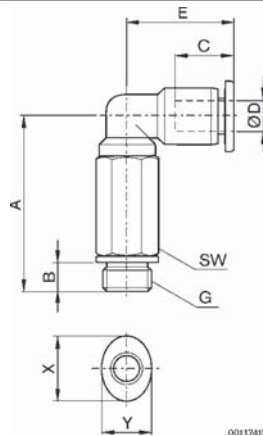
**AVENTICS**<sup>®</sup>

▲ ★ Elbow fitting, series QR1-MVT



| G     | Ø D | A    | B | C    | E    | SW | X  | Y  | Weight [g] | per Pack | Part no.   |
|-------|-----|------|---|------|------|----|----|----|------------|----------|------------|
| M3    | 3   | 12,4 | 3 | 9,5  | 11,2 | 6  | 7  | 6  | 1,6        | 25       | R412005284 |
| M3    | 4   | 14   | 3 | 11,5 | 15,6 | 8  | 10 | 8  | 3,3        | 25       | R412005285 |
| M5    | 3   | 14   | 4 | 9,5  | 11,2 | 8  | 7  | 6  | 2,7        | 100      | R412005286 |
| M5    | 4   | 14   | 4 | 11,5 | 15,6 | 8  | 10 | 8  | 3,3        | 25       | R412005287 |
| M5    | 6   | 14   | 4 | 12,5 | 16,9 | 8  | 12 | 10 | 3,9        | 25       | R412005288 |
| M6    | 3   | 15   | 5 | 9,5  | 11,2 | 8  | 7  | 6  | 3          | 25       | R412005289 |
| M6    | 4   | 15   | 5 | 12,5 | 15,6 | 8  | 12 | 10 | 4,2        | 25       | R412005628 |
| M6    | 6   | 15   | 5 | 11,5 | 16,9 | 10 | 10 | 8  | 4,7        | 25       | R412005627 |
| M7    | 4   | 16,2 | 5 | 11,5 | 15,6 | 8  | 10 | 8  | 5,3        | 25       | R412005377 |
| M7    | 6   | 16,2 | 5 | 12,5 | 16,9 | 8  | 12 | 10 | 6,1        | 25       | R412005378 |
| G 1/8 | 4   | 12,6 | 5 | 11,5 | 15,6 | 12 | 10 | 8  | 6,1        | 25       | R412005379 |
| G 1/8 | 6   | 13,9 | 5 | 12,5 | 16,9 | 10 | 12 | 10 | 6,8        | 25       | R412005380 |

▲ ★ Elbow fitting long, series QR1-MVL



| G     | Ø D | A    | B | C    | E    | SW | X  | Y  | Weight [g] | per Pack | Part no.   |
|-------|-----|------|---|------|------|----|----|----|------------|----------|------------|
| M3    | 3   | 19,4 | 3 | 9,5  | 11,2 | 6  | 7  | 6  | 3,1        | 25       | R412005381 |
| M3    | 4   | 23   | 3 | 11,5 | 15,6 | 8  | 10 | 8  | 7,4        | 25       | R412005382 |
| M5    | 3   | 26   | 4 | 9,5  | 11,2 | 8  | 7  | 6  | 7,6        | 25       | R412005383 |
| M5    | 4   | 26   | 4 | 11,5 | 15,6 | 8  | 10 | 8  | 7,9        | 25       | R412005384 |
| M5    | 6   | 26   | 4 | 12,5 | 16,9 | 8  | 12 | 10 | 8,5        | 25       | R412005385 |
| M6    | 4   | 26,5 | 5 | 11,5 | 15,6 | 8  | 10 | 8  | 8,3        | 25       | R412005386 |
| M6    | 6   | 26,5 | 5 | 12,5 | 16,9 | 8  | 12 | 10 | 8,9        | 25       | R412005387 |
| M7    | 4   | 27,2 | 5 | 11,5 | 15,6 | 8  | 10 | 8  | 8,9        | 25       | R412005388 |
| M7    | 6   | 27,2 | 5 | 12,5 | 16,9 | 8  | 12 | 10 | 9,5        | 25       | R412005389 |
| G 1/8 | 4   | 25,1 | 5 | 11,5 | 15,6 | 10 | 10 | 8  | 13,2       | 25       | R412005390 |
| G 1/8 | 6   | 26,4 | 5 | 12,5 | 16,9 | 10 | 12 | 10 | 13,7       | 25       | R412005391 |

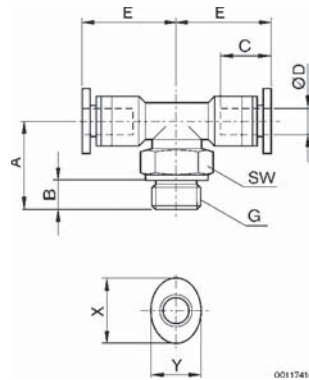


# Plastic fittings, QR1 - Mini Metric

M 3 - G 1/8, push-in fitting for compressed air hoses  $\varnothing$  3 to 6 mm

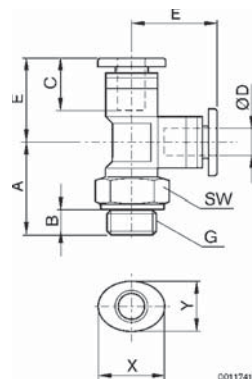
**AVENTICS**<sup>®</sup>

▲ ★ **Male branch tee, series QR1-MTT**



| G     | $\varnothing$ D | A    | B | C    | E    | SW | X  | Y  | Weight [g] | per Pack | Part no.   |
|-------|-----------------|------|---|------|------|----|----|----|------------|----------|------------|
| M 3   | 3               | 12,4 | 3 | 9,5  | 11,2 | 6  | 7  | 6  | 2          | 25       | R412005392 |
| M 3   | 4               | 15   | 3 | 11,5 | 13,1 | 8  | 10 | 8  | 4,2        | 25       | R412005393 |
| M 5   | 3               | 14   | 4 | 9,5  | 11,2 | 8  | 7  | 6  | 3,2        | 25       | R412005394 |
| M 5   | 4               | 15   | 4 | 11,5 | 13,1 | 8  | 10 | 8  | 4,1        | 25       | R412005395 |
| M 5   | 6               | 16   | 4 | 12,5 | 14,4 | 8  | 12 | 10 | 5,4        | 25       | R412005396 |
| M6    | 3               | 15   | 5 | 9,5  | 11,2 | 8  | 7  | 6  | 3,5        | 25       | R412005397 |
| M6    | 4               | 16   | 5 | 11,5 | 13,1 | 10 | 10 | 8  | 4,4        | 25       | R412005398 |
| M6    | 6               | 17   | 5 | 12,5 | 14,4 | 8  | 12 | 10 | 5,7        | 25       | R412005399 |
| G 1/8 | 4               | 13,4 | 5 | 11,5 | 13,1 | 12 | 10 | 8  | 6,9        | 25       | R412005400 |
| G 1/8 | 6               | 14,4 | 5 | 12,5 | 14,4 | 10 | 12 | 10 | 8,2        | 25       | R412005401 |

▲ ★ **Male run tee, series QR1-MLT**




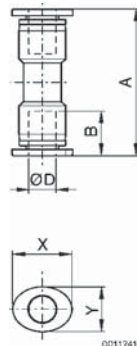
| G     | $\varnothing$ D | A    | B | C    | E    | SW | X  | Y  | Weight [g] | per Pack | Part no.   |
|-------|-----------------|------|---|------|------|----|----|----|------------|----------|------------|
| M3    | 3               | 11,4 | 3 | 9,5  | 11,2 | 6  | 7  | 6  | 2          | 25       | R412005402 |
| M3    | 4               | 15   | 3 | 11,5 | 13,1 | 8  | 10 | 8  | 4,2        | 25       | R412005403 |
| M5    | 3               | 14   | 4 | 9,5  | 11,2 | 8  | 7  | 6  | 3,3        | 25       | R412005404 |
| M5    | 4               | 15   | 4 | 11,5 | 13,1 | 8  | 10 | 8  | 4,3        | 25       | R412005405 |
| M5    | 6               | 17   | 4 | 12,5 | 14,4 | 8  | 12 | 10 | 5,6        | 25       | R412005406 |
| M6    | 3               | 15   | 5 | 9,5  | 11,2 | 8  | 7  | 6  | 3,6        | 25       | R412005407 |
| M6    | 4               | 16   | 5 | 11,5 | 13,1 | 8  | 10 | 8  | 4,5        | 25       | R412005408 |
| M6    | 6               | 18   | 5 | 12,5 | 14,4 | 8  | 12 | 10 | 5,9        | 25       | R412005409 |
| G 1/8 | 4               | 13,4 | 5 | 11,5 | 13,1 | 10 | 10 | 8  | 7          | 25       | R412005410 |
| G 1/8 | 6               | 15   | 5 | 12,5 | 14,4 | 10 | 12 | 10 | 8,4        | 25       | R412005411 |

# Plastic fittings, QR1 - Mini Metric

M 3 - G 1/8, push-in fitting for compressed air hoses  $\varnothing$  3 to 6 mm

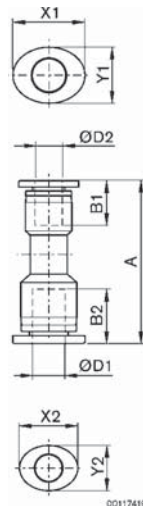


## ▲ ★ Straight plug connector, series QR1-MSK



| $\varnothing$ D | A    | B    | X  | Y  | Weight [g] | Per Pack | Part no.   |
|-----------------|------|------|----|----|------------|----------|------------|
| 3               | 20,4 | 9,5  | 7  | 6  | 1,1        | 25       | R412005412 |
| 4               | 23,8 | 11,5 | 10 | 8  | 2          | 25       | R412005413 |
| 6               | 25,1 | 12,5 | 12 | 10 | 3,2        | 25       | R412005414 |

## ▲ ★ Straight plug connector, reducing, series QR1-MSR




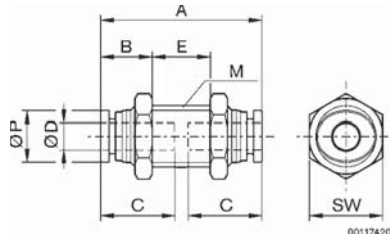
| $\varnothing$ D1 | $\varnothing$ D2 | A    | B1   | B2   | X1 | Y1 | X2 | Y2 | Weight [g] | Per Pack | Part no.   |
|------------------|------------------|------|------|------|----|----|----|----|------------|----------|------------|
| 4                | 3                | 22,5 | 9,5  | 11,5 | 7  | 6  | 10 | 8  | 1,5        | 25       | R412005415 |
| 6                | 4                | 24   | 11,5 | 12,5 | 10 | 8  | 12 | 10 | 2,5        | 25       | R412005416 |

# Plastic fittings, QR1 - Mini Metric

M 3 - G 1/8, push-in fitting for compressed air hoses  $\varnothing$  3 to 6 mm

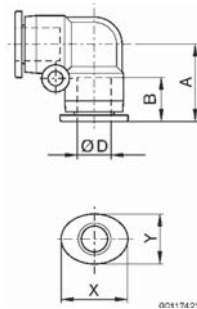


## ▲ ★ Bulkhead connector metal, series QR1-MSM



| $\varnothing$ D | M         | A    | B    | C    | E   | SW | $\varnothing$ P | Weight [g] | Per Pack | Part no.   |
|-----------------|-----------|------|------|------|-----|----|-----------------|------------|----------|------------|
| 3               | M8 x 0,75 | 20   | 7    | 9,5  | 7,5 | 10 | 6               | 5,2        | 25       | R412005417 |
| 4               | M10 x 1,0 | 24   | 9    | 11,5 | 7,5 | 12 | 8               | 8,6        | 25       | R412005418 |
| 6               | M12 x 1,0 | 25,9 | 10,5 | 12,5 | 6   | 14 | 10,5            | 13,4       | 25       | R412005419 |

## ▲ ★ Elbow plug connector, series QR1-MVK




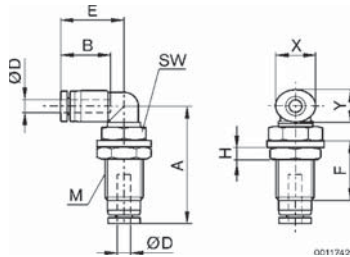
| $\varnothing$ D | A    | B    | X  | Y  | Weight [g] | Per Pack | Part no.   |
|-----------------|------|------|----|----|------------|----------|------------|
| 3               | 11,4 | 9,5  | 7  | 6  | 1,1        | 25       | R412005423 |
| 4               | 13,9 | 11,5 | 10 | 8  | 2,1        | 25       | R412005424 |
| 6               | 15,4 | 12,5 | 12 | 10 | 3,4        | 25       | R412005425 |

# Plastic fittings, QR1 - Mini Metric

M 3 - G 1/8, push-in fitting for compressed air hoses  $\varnothing$  3 to 6 mm

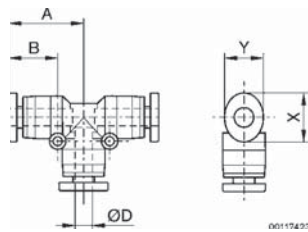


## ▲ ★ Elbow bulkhead plug connector, series QR1-MVS



| $\varnothing$ D | M         | A    | B    | E    | F    | H | SW | X  | Y  | Weight [g] | Per Pack | Part no.   |
|-----------------|-----------|------|------|------|------|---|----|----|----|------------|----------|------------|
| 3               | M8 x 0,75 | 22,4 | 9,5  | 10,6 | 11   | 2 | 10 | 9  | 7  | 5,2        | 25       | R412005420 |
| 4               | M8 x 0,75 | 24,4 | 11,5 | 15,3 | 13   | 3 | 12 | 10 | 8  | 8,6        | 25       | R412005421 |
| 6               | M8 x 0,75 | 31,5 | 12,5 | 16,3 | 16,6 | 4 | 14 | 12 | 10 | 13,4       | 25       | R412005422 |

## ▲ ★ T-plug connector, series QR1-MTK




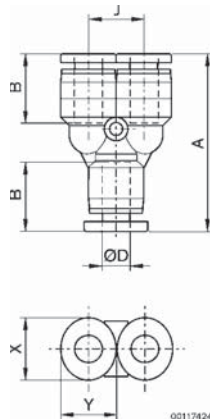
| $\varnothing$ D | A    | B    | X  | Y  | Weight [g] | Per Pack | Part no.   |
|-----------------|------|------|----|----|------------|----------|------------|
| 3               | 11,4 | 9,5  | 7  | 6  | 1,7        | 25       | R412005426 |
| 4               | 13,9 | 11,5 | 10 | 8  | 3,1        | 25       | R412005427 |
| 6               | 15,4 | 12,5 | 12 | 10 | 5          | 25       | R412005428 |

# Plastic fittings, QR1 - Mini Metric

M 3 - G 1/8, push-in fitting for compressed air hoses  $\varnothing$  3 to 6 mm

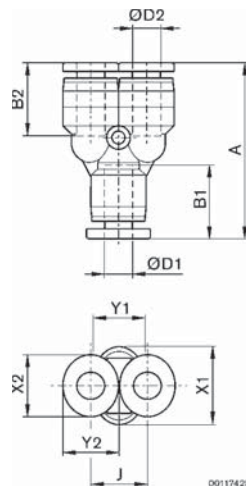


▲ ★ Y-plug connector, series QR1-MYK



| $\varnothing$ D | A    | B    | J    | X  | Y  | Weight [g] | Per Pack | Part no.   |
|-----------------|------|------|------|----|----|------------|----------|------------|
| 3               | 29,9 | 9,5  | 8    | 7  | 6  | 3,6        | 25       | R412005429 |
| 4               | 30,1 | 11,5 | 8    | 10 | 8  | 3,4        | 25       | R412005430 |
| 6               | 32,1 | 12,5 | 10,5 | 12 | 10 | 5,3        | 25       | R412005431 |

▲ ★ Y-plug connector, reducing, series QR1-MYR



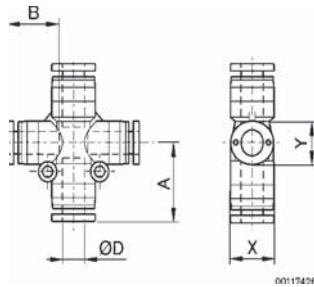
| $\varnothing$ D1 | $\varnothing$ D2 | A    | B1   | B2   | J    | X1 | Y1 | X2 | Y2 | Weight [g] | Per Pack | Part no.   |
|------------------|------------------|------|------|------|------|----|----|----|----|------------|----------|------------|
| 4                | 3                | 30   | 11,5 | 9,5  | 8    | 10 | 8  | 7  | 6  | 3,6        | 25       | R412005432 |
| 6                | 4                | 31,5 | 12,5 | 11,5 | 10,5 | 12 | 10 | 10 | 8  | 4,1        | 25       | R412005433 |

# Plastic fittings, QR1 - Mini Metric

M 3 - G 1/8, push-in fitting for compressed air hoses  $\varnothing$  3 to 6 mm

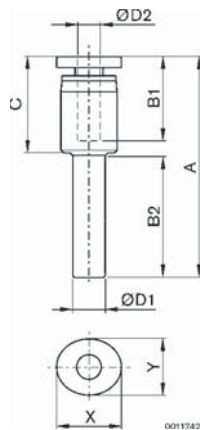


▲ ★ X-plug connector, series QR1-MXS



| $\varnothing$ D | A    | B    | X  | Y  | Weight [g] | Per Pack | Part no.   |
|-----------------|------|------|----|----|------------|----------|------------|
| 3               | 11,5 | 9,5  | 7  | 6  | 2,2        | 25       | R412005434 |
| 4               | 13,6 | 11,5 | 10 | 8  | 4,1        | 25       | R412005435 |
| 6               | 15,9 | 12,5 | 12 | 10 | 6,6        | 25       | R412005436 |

▲ ★ Straight push-in fitting, reducing, series QR1-MED



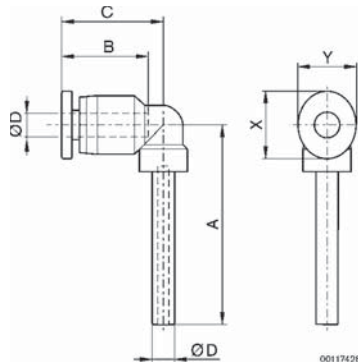
| $\varnothing$ D1 | $\varnothing$ D2 | A    | B1   | B2   | C    | X  | Y | Weight [g] | Per Pack | Part no.   |
|------------------|------------------|------|------|------|------|----|---|------------|----------|------------|
| 4                | 3                | 29,2 | 9,5  | 11,5 | 11,2 | 7  | 6 | 0,9        | 25       | R412005437 |
| 6                | 4                | 33,2 | 11,5 | 12,5 | 13,2 | 10 | 8 | 1,8        | 25       | R412005438 |

# Plastic fittings, QR1 - Mini Metric

M 3 - G 1/8, push-in fitting for compressed air hoses  $\varnothing$  3 to 6 mm

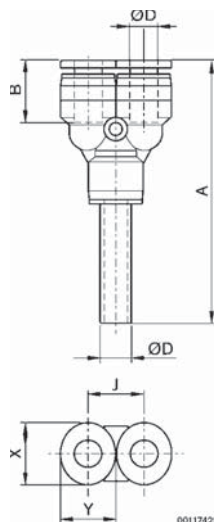


## ▲ ★ Elbow push-in fitting, series QR1-MVA



| $\varnothing$ D | A    | B    | C    | X  | Y  | Weight [g] | Per Pack | Part no.   |
|-----------------|------|------|------|----|----|------------|----------|------------|
| 3               | 21,6 | 9,5  | 11,2 | 7  | 6  | 1,2        | 25       | R412005439 |
| 4               | 27,6 | 11,5 | 15,6 | 10 | 8  | 2          | 25       | R412005440 |
| 6               | 29,6 | 12,5 | 16,9 | 12 | 10 | 2,6        | 25       | R412005441 |

## ▲ ★ Y-push-in fitting, series QR1-MYZ



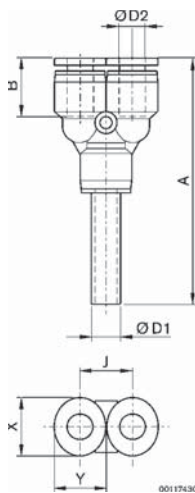
| $\varnothing$ D | A    | B    | J    | X  | Y  | Weight [g] | Per Pack | Part no.   |
|-----------------|------|------|------|----|----|------------|----------|------------|
| 3               | 43,5 | 9,5  | 8    | 7  | 6  | 3          | 25       | R412005442 |
| 4               | 45   | 11,5 | 8    | 10 | 8  | 3,5        | 25       | R412005443 |
| 6               | 50,5 | 12,5 | 10,4 | 12 | 10 | 5,5        | 25       | R412005444 |

# Plastic fittings, QR1 - Mini Metric

M 3 - G 1/8, push-in fitting for compressed air hoses  $\varnothing$  3 to 6 mm


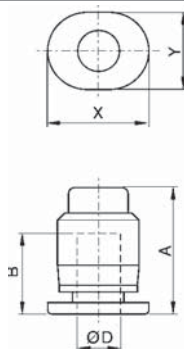


## ▲ ★ Y-push-in fitting, reducing, series QR1-M2R



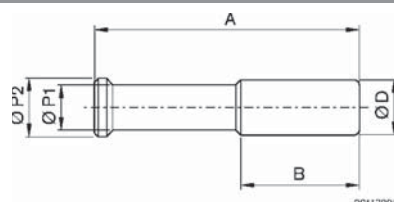
| $\varnothing$ D1 | $\varnothing$ D2 | A    | B    | J    | X  | Y | Weight [g] | Per Pack | Part no.   |
|------------------|------------------|------|------|------|----|---|------------|----------|------------|
| 4                | 3                | 33   | 9,5  | 8    | 7  | 6 | 3,7        | 25       | R412005445 |
| 6                | 4                | 38,5 | 11,5 | 10,5 | 10 | 8 | 4,2        | 25       | R412005446 |

## ▲ ★ Blanking cap, series QR1-MCA



| $\varnothing$ D | A    | B   | X | Y | Weight [g] | Per Pack | Part no.   |
|-----------------|------|-----|---|---|------------|----------|------------|
| 3               | 10,7 | 9,5 | 7 | 6 | 0,5        | 25       | R412005448 |

## ▲ ★ Blanking plug, series QR1-MBS



| $\varnothing$ D | A  | B   | $\varnothing$ P | Weight [g] | per Pack | Part no.   |
|-----------------|----|-----|-----------------|------------|----------|------------|
| 3               | 22 | 9,5 | 4               | 0,3        | 25       | R412005447 |



# Function Fittings, QR1 - Metric

Products

★ Series QR1 Function fittings

See page 59



▲ Accessories

▲ ★ Check valve, straight with push-in fitting, series QR1-ANR

See page 105



▲ ★ Straight fitting, self-sealing, series QR1-AAN

See page 106



▲ ★ Elbow fitting, self-sealing, series QR1-AVT

See page 107



▲ ★ Plug connector with check valve, series QR1-SKR

See page 108



▲ ★ Plug connector, self-sealing, series QR1-ASK

See page 109



▲ ★ Bulkhead plug connector, self-sealing, series QR1-ASS

See page 109



▲ ★ 3/2-way stop valve, thread - thread, series QR1-AGG

See page 110



▲ ★ 3/2-way stop valve, thread - push-in fitting, series QR1-AGS

See page 111



▲ ★ 3/2-way stop valve, push-in fitting - thread, series QR1-ASG

See page 112



▲ ★ 3/2-way stop valve, push-in fitting - push-in fitting, series QR1-ASC

See page 113



▲ ★ Ball valve, thread - push-in fitting, series QR1-BGS

See page 114



## ▲ Accessories

▲ ★ Elbow ball valve, G-thread - push-in fitting, series QR1-BWG

See page 115



▲ ★ Bulkhead ball valve, push-in fitting - push-in fitting, series QR1-BSS

See page 116



▲ ★ Ball valve, push-in fitting - push-in fitting, series QR1-BSK

See page 117



▲ ★ Elbow ball valve, push-in fitting - push-in fitting, series QR1-BWS

See page 117



▲ ★ Right angle flow control valve, series QR1-DWA

See page 118



▲ ★ In-line flow control valve, series QR1-DBS

See page 119




# Function Fittings, QR1 - Metric

Check valve, straight with push-in fitting



## ★ Check valve, straight with push-in fitting, series QR1-ANR

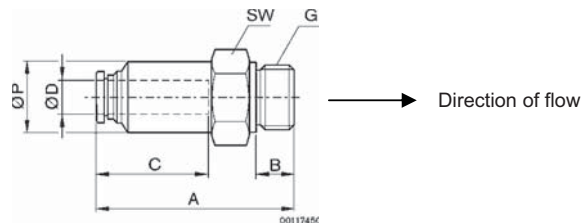
|  |  |                               |
|--|--|-------------------------------|
| Type   | Poppet valve/ sealing lip valve              |                               |
| Working pressure range                         | 10 bar (4 to 145 psi)                        |                               |
| Opening pressure                               | 0,8 bar (12 psi)                             |                               |
| Nominal flow rate                              | See table                                    |                               |
| at 6 bar (87 psi), $\Delta p = 1$ bar (15 psi) | 0 °C to +60 °C(+32 to +140°F)                |                               |
| Ambient temperature range                      | Compressed air, lubricated or non-lubricated |                               |
| Medium   | See table                                    |                               |
| Weight   |  |                               |
| Materials                                      | Body   | Brass nickel-plated           |
|  | Seals  | NBR (Nitrile Butadien Rubber) |



## ★ Part no.

|  | G     | Ø D | Qn [l/min] | Weight [g] | Per Pack | Part no.   |
|--|-------|-----|------------|------------|----------|------------|
|  | G 1/8 | 4   | 280        | 10         | 5        | R412005565 |
|  | G 1/8 | 6   | 600        | 13,1       | 5        | R412005566 |
|  | G 1/8 | 8   | 900        | 18,6       | 5        | R412005567 |
|  | G 1/4 | 6   | 600        | 20,4       | 5        | R412005568 |
|  | G 1/4 | 8   | 900        | 21,3       | 5        | R412005569 |
|  | G 3/8 | 10  | 1800       | 46         | 2        | R412005570 |
|  | G 3/8 | 12  | 1800       | 49         | 2        | R412005571 |
|  | G 1/2 | 12  | 2000       | 68,5       | 2        | R412005572 |

Fig. 1



| Part no.   | G     | Ø D | A    | B   | C    | SW | Ø P  |
|------------|-------|-----|------|-----|------|----|------|
| R412005565 | G 1/8 | 4   | 25,8 | 5   | 16   | 14 | 9,6  |
| R412005566 | G 1/8 | 6   | 26,8 | 5   | 17   | 14 | 11,6 |
| R412005567 | G 1/8 | 8   | 27,6 | 5   | 18,5 | 14 | 13,6 |
| R412005568 | G 1/4 | 6   | 30,2 | 6   | 17   | 17 | 11,6 |
| R412005569 | G 1/4 | 8   | 32,6 | 6   | 18,5 | 17 | 13,6 |
| R412005570 | G 3/8 | 10  | 62,2 | 7   | 21   | 24 | 25   |
| R412005571 | G 3/8 | 12  | 64,4 | 7   | 22   | 24 | 25   |
| R412005572 | G 1/2 | 12  | 70,5 | 8,5 | 22   | 27 | 28   |


# Function Fittings, QR1 - Metric

Straight fitting, self-sealing

**AVENTICS**<sup>®</sup>

▲ ★ **Straight fitting, self-sealing, series QR1-AAN**

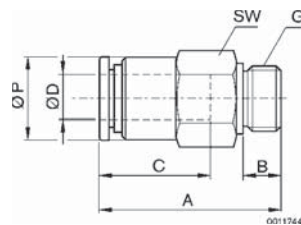
|  |                                 |  |
|--|---------------------------------|--|
| Type   | Poppet valve/ sealing lip valve |  |
| Working pressure range                         | 10 bar (4 to 145 psi)           |  |
| Opening pressure                               | 0,8 bar (12 psi)                |  |
| Nominal flow rate                              | Qn                              | See table                                    |
| at 6 bar (87 psi), $\Delta p = 1$ bar (15 psi) |                                 | 0 °C to +60 °C (+32° F to +140° F)           |
| Ambient temperature range                      |                                 | Compressed air, lubricated or non-lubricated |
| Medium   |                                 | See table                                    |
| Weight   |                                 |  |
| Materials                                      | Body                            | Brass nickel-plated                          |
|  | Seals                           | NBR (Nitrile Butadien Rubber)                |



➔ ★ **Part no.**

|  | G     | Ø D | Qn [l/min] | Weight [g] | Per Pack | Part no.   |
|--|-------|-----|------------|------------|----------|------------|
|  | G 1/8 | 4   | 300        | 10,5       | 10       | R412005526 |
|  | G 1/8 | 6   | 700        | 12,7       | 10       | R412005527 |
|  | G 1/4 | 6   | 700        | 21,3       | 10       | R412005528 |
|  | G 1/4 | 8   | 900        | 20,4       | 10       | R412005529 |
|  | G 1/4 | 10  | 900        | 29,4       | 10       | R412005530 |
|  | G 3/8 | 8   | 900        | 38,7       | 10       | R412005531 |
|  | G 3/8 | 10  | 1300       | 34,3       | 10       | R412005532 |
|  | G 3/8 | 12  | 1500       | 58,8       | 10       | R412005533 |
|  | G 1/2 | 10  | 1500       | 61         | 10       | R412005534 |
|  | G 1/2 | 12  | 1800       | 66,9       | 10       | R412005535 |

Fig. 1



| Part no.   | G     | Ø D | A    | B   | C    | SW | Ø P  |
|------------|-------|-----|------|-----|------|----|------|
| R412005526 | G 1/8 | 4   | 26,6 | 5   | 16   | 14 | 10   |
| R412005527 | G 1/8 | 6   | 26,9 | 5   | 17   | 14 | 12   |
| R412005528 | G 1/4 | 6   | 29,4 | 6   | 17   | 17 | 13   |
| R412005529 | G 1/4 | 8   | 33,8 | 6   | 18,5 | 17 | 14   |
| R412005530 | G 1/4 | 10  | 37,3 | 6   | 21   | 17 | 17   |
| R412005531 | G 3/8 | 8   | 33,8 | 7   | 18,5 | 21 | 17   |
| R412005532 | G 3/8 | 10  | 38,3 | 7   | 21   | 21 | 17   |
| R412005533 | G 3/8 | 12  | 46   | 7   | 22   | 21 | 20,2 |
| R412005534 | G 1/2 | 10  | 38,3 | 8,5 | 21   | 24 | 18   |
| R412005535 | G 1/2 | 12  | 49   | 8,5 | 22   | 24 | 20,2 |

# Function Fittings, QR1 - Metric

Elbow fitting, self-sealing

**AVENTICS**<sup>®</sup>

## ★ Elbow fitting, self-sealing, series QR1-AVT

|   |  |
|---|--|
| Type  | Poppet valve / sealing lip valve             |
| Working pressure range  | 10 bar (4 to 145 psi)                        |
| Opening pressure  | 0,8 bar (12 psi)                             |
| Nominal flow rate<br>at 6 bar (87 psi), $\Delta p = 1$ bar (15 psi) | See table                                    |
| Ambient temperature range   | 0 °C to +60 °C (+32° F to +140° F)           |
| Medium  | Compressed air, lubricated or non-lubricated |
| Weight  | See table                                    |

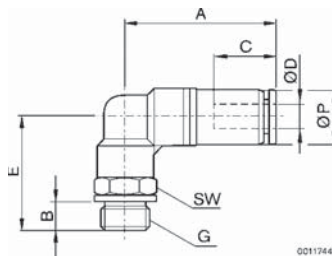
|           |               |  |
|-----------|---------------|--|
| Materials | Body<br>Seals | Brass nickel-plated<br>NBR (Nitrile Butadien Rubber) |
|-----------|---------------|--|



## ➔ ★ Part no.

|  | G     | Ø D | Qn [l/min] | Weight [g] | Per Pack | Part no.   |
|--|-------|-----|------------|------------|----------|------------|
|  | G 1/8 | 4   | 300        | 19,7       | 10       | R412005536 |
|  | G 1/8 | 6   | 700        | 20,5       | 10       | R412005537 |
|  | G 1/8 | 8   | 900        | 32         | 10       | R412005538 |
|  | G 1/4 | 6   | 700        | 30,6       | 10       | R412005539 |
|  | G 1/4 | 8   | 900        | 39,2       | 10       | R412005540 |
|  | G 1/4 | 10  | 1500       | 30         | 10       | R412005541 |
|  | G 3/8 | 8   | 900        | 48,8       | 5        | R412005542 |
|  | G 3/8 | 10  | 1500       | 65,9       | 5        | R412005543 |
|  | G 3/8 | 12  | 1800       | 83,7       | 5        | R412005544 |
|  | G 1/2 | 10  | 1500       | 89,5       | 5        | R412005545 |
|  | G 1/2 | 12  | 1800       | 106,6      | 5        | R412005546 |

Fig. 1



| Part no.   | G     | Ø D | A    | B   | C    | E    | SW | Ø P  |
|------------|-------|-----|------|-----|------|------|----|------|
| R412005536 | G 1/8 | 4   | 30,7 | 5   | 16   | 25,6 | 10 | 10   |
| R412005537 | G 1/8 | 6   | 31,9 | 5   | 17   | 25   | 12 | 12,8 |
| R412005538 | G 1/8 | 8   | 40,8 | 5   | 18,5 | 27   | 14 | 14,4 |
| R412005539 | G 1/4 | 6   | 31,9 | 6   | 17   | 28   | 14 | 12,8 |
| R412005540 | G 1/4 | 8   | 40,8 | 6   | 18,5 | 31   | 14 | 14,4 |
| R412005541 | G 1/4 | 10  | 47,6 | 6   | 21   | 35   | 17 | 17,6 |
| R412005542 | G 3/8 | 8   | 40,8 | 7   | 18,5 | 34   | 17 | 14,4 |
| R412005543 | G 3/8 | 10  | 47,6 | 7   | 21   | 38   | 17 | 17,6 |
| R412005544 | G 3/8 | 12  | 55,5 | 7   | 22   | 38,9 | 21 | 21   |
| R412005545 | G 1/2 | 10  | 47,6 | 8,5 | 21   | 40   | 19 | 17,6 |
| R412005546 | G 1/2 | 12  | 55,5 | 8,5 | 22   | 41,9 | 21 | 21   |

# Function Fittings, QR1 - Metric

Plug connector with check valve



## ★ Plug connector with check valve, series QR1-SKR

|  |  |  |
|--|--|--|
| Type   | Poppet valve / sealing lip valve             |  |
| Working pressure range   | 10 bar (4 to 145 psi)                        |  |
| Opening pressure   | 0,8 bar (12 psi)                             |  |
| Nominal flow rate Qn<br>at 6 bar (87 psi), Δp = 1 bar (15 psi) | See table                                    |  |
| Ambient temperature range                                      | 0 °C to +60 °C (+32° F to +140° F)           |  |
| Medium   | Compressed air, lubricated or non-lubricated |  |
| Weight   | See table                                    |  |

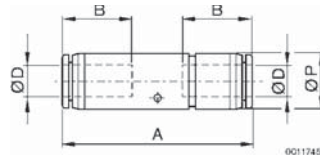
|           |       |  |
|-----------|-------|--|
| Materials | Body  | PBT (Ø D = 4, 6, 8)<br>Al (Ø D = 10, 12) |
|           | Seals | NBR (Nitrile Butadien Rubber)            |



## ➔ ★ Part no.

|  | Ø D | Qn [l/min] | Weight [g] | Per Pack | Part no.   |
|--|-----|------------|------------|----------|------------|
|  | 4   | 280        | 5,9        | 5        | R412005573 |
|  | 6   | 600        | 9,1        | 5        | R412005574 |
|  | 8   | 1800       | 13,9       | 5        | R412005575 |
|  | 10  | 1800       | 17,5       | 2        | R412005576 |
|  | 12  | 2000       | 32,5       | 2        | R412005577 |

Fig. 1



| Part no.   | Ø D | A    | B    | Ø P  |
|------------|-----|------|------|------|
| R412005573 | 4   | 41,1 | 16   | 10   |
| R412005574 | 6   | 47,2 | 17   | 12,4 |
| R412005575 | 8   | 51,6 | 18,5 | 14,4 |
| R412005576 | 10  | 77,3 | 21   | 25   |
| R412005577 | 12  | 80   | 22,5 | 25   |

# Function Fittings, QR1 - Metric

Plug connector, self-sealing/Bulkhead plug connector, self-sealing

**AVENTICS**<sup>®</sup>

## ★ Plug connector, self-sealing, series QR1-ASK

|  |  |  |
|--|--|--|
| Type   | Poppet valve / sealing lip valve             |  |
| Working pressure range   | 10 bar (4 to 145 psi)                        |  |
| Opening pressure   | 0,8 bar (12 psi)                             |  |
| Nominal flow rate Qn<br>at 6 bar (87 psi), Δp = 1 bar (15 psi) | See table                                    |  |
| Ambient temperature range                                      | 0 °C to +60 °C (+32° F to +140° F)           |  |
| Medium   | Compressed air, lubricated or non-lubricated |  |

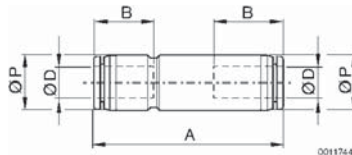
|           |                   |           |
|-----------|-------------------|-----------|
| Weight    | See table         |           |
| Materials | Body              | PBT       |
|           | Seals             | NBR       |
|           | <sup>1</sup> Body | Aluminium |



## ★ Part no.

|  | Ø D | Qn<br>[l/min] | Weight<br>[g] | Per Pack | Part no.                |
|--|-----|---------------|---------------|----------|-------------------------|
|  | 4   | 300           | 6,6           | 10       | R412005547              |
|  | 6   | 700           | 8,2           | 10       | R412005548              |
|  | 8   | 900           | 12,7          | 10       | R412005549              |
|  | 10  | 1500          | 22,9          | 10       | R412005550 <sup>1</sup> |
|  | 12  | 1800          | 36,8          | 10       | R412005551 <sup>1</sup> |

Fig. 1



| Part no.   | Ø D | A    | B    | Ø P  |
|------------|-----|------|------|------|
| R412005547 | 4   | 42,9 | 16   | 10   |
| R412005548 | 6   | 46,9 | 17   | 12,4 |
| R412005549 | 8   | 52,6 | 18,5 | 14,4 |
| R412005550 | 10  | 59,2 | 21   | 17,6 |
| R412005551 | 12  | 71,8 | 22   | 21,2 |

## ★ Bulkhead plug connector, self-sealing, series QR1-ASS

|  |  |  |
|--|--|--|
| Type   | Poppet valve / sealing lip valve             |  |
| Working pressure range   | 10 bar (4 to 145 psi)                        |  |
| Opening pressure   | 0,8 bar (12 psi)                             |  |
| Nominal flow rate Qn<br>at 6 bar (87 psi), Δp = 1 bar (15 psi) | See table                                    |  |
| Ambient temperature range                                      | 0 °C to +60 °C (+32° F to +140° F)           |  |
| Medium   | Compressed air, lubricated or non-lubricated |  |
| Weight   | See table                                    |  |

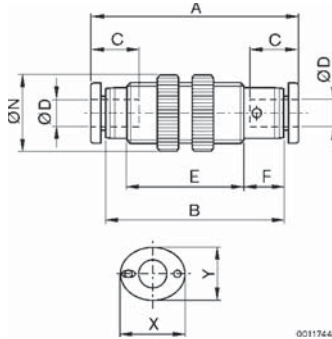


## ★ Part no.

|  | Ø D | Qn<br>[l/min] | Weight<br>[g] | Per Pack | Part no.   |
|--|-----|---------------|---------------|----------|------------|
|  | 4   | 300           | 7,4           | 5        | R412005552 |
|  | 6   | 700           | 9,9           | 5        | R412005553 |
|  | 8   | 900           | 15,9          | 5        | R412005554 |
|  | 10  | 1500          | 27,7          | 5        | R412005555 |
|  | 12  | 1800          | 35,5          | 5        | R412005556 |

# Function Fittings, QR1 - Metric

Bulkhead plug connector, self-sealing - 3/2-way stop valve, thread to thread



| Part no.   | Ø D | A    | B    | C    | E    | F    | Ø N  | X  | Y  |
|------------|-----|------|------|------|------|------|------|----|----|
| R412005552 | 4   | 43,2 | 37,4 | 16   | 18,6 | 9,4  | 17   | 12 | 10 |
| R412005553 | 6   | 47,7 | 41,5 | 17   | 21,7 | 9,9  | 20,5 | 14 | 12 |
| R412005554 | 8   | 53,4 | 47,2 | 18,5 | 26   | 10,6 | 23   | 16 | 14 |
| R412005555 | 10  | 59,9 | 52,9 | 21   | 30,3 | 11,3 | 29   | 19 | 17 |
| R412005556 | 12  | 70,9 | 63,3 | 22   | 42,3 | 10,5 | 32   | 23 | 21 |

## ★ 3/2-way stop valve, thread - thread, series QR1-AGG

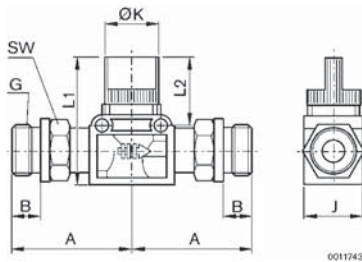
Type: Poppet valve / sealing lip valve  
 Working pressure range: 10 bar (4 to 145 psi)  
 Nominal flow rate  $Q_n$  at 6 bar (87 psi),  $\Delta p = 1$  bar (15 psi): See table  
 Ambient temperature range: 0 °C to +60 °C (+32° F to +140° F)  
 Medium: Compressed air, lubricated or non-lubricated  
 Weight: See table

Materials: Body - PBT, Seals - NBR (Nitrile Butadien Rubber)



## ★ Part no.

| Symbol | G     | $Q_n$ [l/min] | Weight [g] | Per Pack | Part no.   |
|--------|-------|---------------|------------|----------|------------|
|        | G 1/8 | 550           | 39,2       | 5        | R412005486 |
|        | G 1/4 | 550           | 54,2       | 5        | R412005487 |
|        | G 3/8 | 1600          | 92,8       | 5        | R412005488 |
|        | G 1/2 | 1600          | 118        | 5        | R412005489 |



| Part no.   | G     | A    | B   | L1   | L2   | J    | Ø K  | SW |
|------------|-------|------|-----|------|------|------|------|----|
| R412005486 | G 1/8 | 33,5 | 5   | 40,5 | 22   | 17,5 | 16,4 | 14 |
| R412005487 | G 1/4 | 36,5 | 6   | 40,5 | 22   | 17,5 | 16,4 | 14 |
| R412005488 | G 3/8 | 43,9 | 7   | 40,4 | 19,2 | 21   | 19,2 | 17 |
| R412005489 | G 1/2 | 45,9 | 8,5 | 40,4 | 19,2 | 21   | 19,2 | 19 |



# Function Fittings, QR1 - Metric

3/2-way stop valve, thread-push-in fitting



## ★ 3/2-way stop valve, thread - push-in fitting, series QR1-AGS

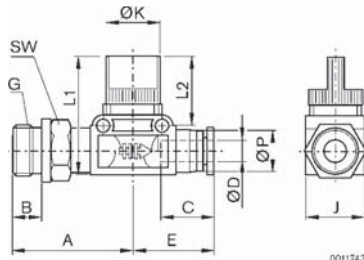
|   |  |
|---|--|
| Type  | Poppet valve / sealing lip valve             |
| Working pressure range  | 10 bar (4 to 145 psi)                        |
| Nominal flow rate<br>at 6 bar (87 psi), $\Delta p = 1$ bar (15 psi) | See table                                    |
| Ambient temperature range   | 0 °C to +60 °C (+32° F to +140° F)           |
| Medium  | Compressed air, lubricated or non-lubricated |
| Weight  | See table                                    |

|           |               |                                      |
|-----------|---------------|--------------------------------------|
| Materials | Body<br>Seals | PBT<br>NBR (Nitrile Butadien Rubber) |
|-----------|---------------|--------------------------------------|



## ➔ ★ Part no.

| Symbol | G     | Ø D | Qn<br>[l/min] | Weight<br>[g] | Per Pack | Part no.   |
|--------|-------|-----|---------------|---------------|----------|------------|
|        | G 1/8 | 6   | 500           | 31,9          | 5        | R412005470 |
|        | G 1/8 | 8   | 550           | 32,8          | 5        | R412005471 |
|        | G 1/4 | 6   | 500           | 38,9          | 5        | R412005472 |
|        | G 1/4 | 8   | 550           | 39,8          | 5        | R412005473 |
|        | G 1/4 | 10  | 1500          | 59,8          | 5        | R412005474 |
|        | G 1/4 | 12  | 1600          | 62,8          | 5        | R412005475 |
|        | G 3/8 | 6   | 500           | 46,4          | 5        | R412005476 |
|        | G 3/8 | 8   | 550           | 45,2          | 5        | R412005477 |
|        | G 3/8 | 10  | 1500          | 65,3          | 5        | R412005478 |
|        | G 3/8 | 12  | 1600          | 69,3          | 5        | R412005479 |
|        | G 1/2 | 10  | 1500          | 80            | 5        | R412005480 |



| Part no.   | G     | Ø D | A    | B   | C    | E    | J    | Ø K  | L1   | L2   | SW | Ø P  |
|------------|-------|-----|------|-----|------|------|------|------|------|------|----|------|
| R412005470 | G 1/8 | 6   | 33,5 | 5   | 17   | 25,2 | 17,5 | 16,4 | 40,5 | 22   | 14 | 12,4 |
| R412005471 | G 1/8 | 8   | 33,5 | 5   | 18,5 | 27,7 | 17,5 | 16,4 | 40,5 | 22   | 14 | 14,4 |
| R412005472 | G 1/4 | 6   | 36,5 | 6   | 17   | 25,2 | 17,5 | 16,4 | 40,5 | 22   | 14 | 12,4 |
| R412005473 | G 1/4 | 8   | 36,5 | 6   | 18,5 | 27,7 | 17,5 | 16,4 | 40,5 | 22   | 14 | 14,4 |
| R412005474 | G 1/4 | 10  | 40,9 | 6   | 21   | 31,4 | 21   | 19,2 | 40,4 | 19,2 | 17 | 17,6 |
| R412005475 | G 1/4 | 12  | 40,9 | 6   | 22,5 | 34,3 | 21   | 19,2 | 40,4 | 19,2 | 17 | 21   |
| R412005476 | G 3/8 | 6   | 39,5 | 7   | 17   | 25,2 | 17,5 | 16,4 | 40,5 | 22   | 17 | 12,4 |
| R412005477 | G 3/8 | 8   | 39,5 | 7   | 18,5 | 27,7 | 17,5 | 16,4 | 40,5 | 22   | 17 | 14,4 |
| R412005478 | G 3/8 | 10  | 43,9 | 7   | 21   | 31,4 | 21   | 19,2 | 40,4 | 19,2 | 17 | 17,6 |
| R412005479 | G 3/8 | 12  | 43,9 | 7   | 22,5 | 34,3 | 21   | 19,2 | 40,4 | 19,2 | 17 | 21   |
| R412005480 | G 1/2 | 10  | 45,9 | 8,5 | 21   | 31,4 | 21   | 19,2 | 40,4 | 19,2 | 19 | 17,6 |


# Function Fittings, QR1 - Metric

3/2-way stop valve, push-in fitting-thread

**AVENTICS**<sup>®</sup>

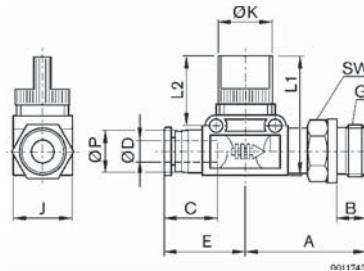
**★ 3/2-way stop valve, push-in fitting - thread, series QR1-ASG**

|  |  |                               |
|--|--|-------------------------------|
| Type                                   | Poppet valve / sealing lip valve             |                               |
| Working pressure range                 | 10 bar (4 to 145 psi)                        |                               |
| Nominal flow rate                      | Qn   |                               |
| at 6 bar (87 psi), Δp = 1 bar (15 psi) | See table                                    |                               |
| Ambient temperature range              | 0 °C to +60 °C (+32° F to +140° F)           |                               |
| Medium                                 | Compressed air, lubricated or non-lubricated |                               |
| Weight                                 | See table                                    |                               |
| Materials                              | Body   | PBT                           |
|  | Seals  | NBR (Nitrile Butadien Rubber) |



**★ Part no.**

| Symbol | G     | Ø D | Qn [l/min] | Weight [g] | Per Pack | Part no.   |
|--------|-------|-----|------------|------------|----------|------------|
|        | G 1/8 | 6   | 500        | 30,8       | 5        | R412005459 |
|        | G 1/8 | 8   | 550        | 31,6       | 5        | R412005460 |
|        | G 1/4 | 6   | 500        | 37         | 5        | R412005461 |
|        | G 1/4 | 8   | 550        | 37,7       | 5        | R412005462 |
|        | G 1/4 | 10  | 1500       | 58,5       | 5        | R412005463 |
|        | G 1/4 | 12  | 1600       | 60,9       | 5        | R412005464 |
|        | G 3/8 | 6   | 500        | 45,2       | 5        | R412005465 |
|        | G 3/8 | 8   | 550        | 47,3       | 5        | R412005466 |
|        | G 3/8 | 10  | 1500       | 67,7       | 5        | R412005467 |
|        | G 3/8 | 12  | 1600       | 69,6       | 5        | R412005468 |
|        | G 1/2 | 10  | 1500       | 90         | 5        | R412005469 |



| Part no.   | G     | Ø D | A    | B   | C    | E    | J    | Ø K  | L1   | L2   | SW | Ø P  |
|------------|-------|-----|------|-----|------|------|------|------|------|------|----|------|
| R412005459 | G 1/8 | 6   | 33,5 | 5   | 17   | 25,2 | 17,5 | 16,4 | 40,5 | 22   | 14 | 12,4 |
| R412005460 | G 1/8 | 8   | 33,5 | 5   | 18,5 | 27,7 | 17,5 | 16,4 | 40,5 | 22   | 14 | 14,4 |
| R412005461 | G 1/4 | 6   | 36,5 | 6   | 17   | 25,2 | 17,5 | 16,4 | 40,5 | 22   | 14 | 12,4 |
| R412005462 | G 1/4 | 8   | 36,5 | 6   | 18,5 | 27,7 | 17,5 | 16,4 | 40,5 | 22   | 14 | 14,4 |
| R412005463 | G 1/4 | 10  | 40,9 | 6   | 21   | 31,4 | 21   | 19,2 | 40,4 | 19,2 | 17 | 17,6 |
| R412005464 | G 1/4 | 12  | 40,9 | 6   | 22,5 | 34,3 | 21   | 19,2 | 40,4 | 19,2 | 17 | 21   |
| R412005465 | G 3/8 | 6   | 39,5 | 7   | 17   | 25,2 | 17,5 | 16,4 | 40,5 | 22   | 17 | 12,4 |
| R412005466 | G 3/8 | 8   | 39,5 | 7   | 18,5 | 27,7 | 17,5 | 16,4 | 40,5 | 22   | 17 | 14,4 |
| R412005467 | G 3/8 | 10  | 43,9 | 7   | 21   | 31,4 | 21   | 19,2 | 40,4 | 19,2 | 17 | 17,6 |
| R412005468 | G 3/8 | 12  | 43,9 | 7   | 22,5 | 34,3 | 21   | 19,2 | 40,4 | 19,2 | 17 | 21   |
| R412005469 | G 1/2 | 10  | 45,9 | 8,5 | 21   | 31,4 | 21   | 19,2 | 40,4 | 19,2 | 19 | 17,6 |

# Function Fittings, QR1 - Metric


3/2-way stop valve, push-in fitting - push-in fitting



★ 3/2-way stop valve, push-in fitting - push-in fitting, series QR1-ASC

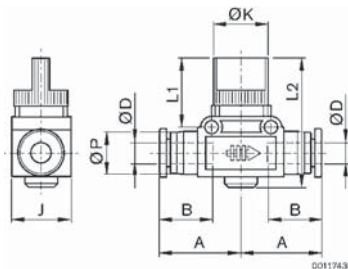
|  |  |  |
|--|--|--|
| Type                                   | Poppet valve / sealing lip valve             |  |
| Working pressure range                 | 10 bar (4 to 145 psi)                        |  |
| Nominal flow rate                      | Qn   | See table                                    |
| at 6 bar (87 psi), Δp = 1 bar (15 psi) |  | Compressed air, lubricated or non-lubricated |
| Ambient temperature range              | 0 °C to +60 °C (+32° F to +140° F)           |  |
| Medium                                 | Compressed air, lubricated or non-lubricated |  |
| Weight                                 | See table                                    |  |

|           |       |                               |
|-----------|-------|-------------------------------|
| Materials | Body  | PBT                           |
|           | Seals | NBR (Nitrile Butadien Rubber) |



★ Part no.

| Symbol | Ø D | Qn [l/min] | Weight [g] | Per Pack | Part no.   |
|--------|-----|------------|------------|----------|------------|
|        | 6   | 500        | 23,4       | 5        | R412005482 |
|        | 8   | 550        | 25         | 5        | R412005483 |
|        | 10  | 1500       | 42,7       | 5        | R412005484 |
|        | 12  | 1600       | 47         | 5        | R412005485 |



| Part no.   | Ø D | A    | B    | L1   | L2   | J    | Ø K  | Ø P  |
|------------|-----|------|------|------|------|------|------|------|
| R412005482 | 6   | 25,2 | 17   | 22   | 40,5 | 17,5 | 16,4 | 12,4 |
| R412005483 | 8   | 27,7 | 18,5 | 22   | 40,5 | 21   | 16,4 | 14,4 |
| R412005484 | 10  | 31,4 | 21   | 19,2 | 40,4 | 21   | 19,2 | 17,6 |
| R412005485 | 12  | 34,3 | 22,5 | 19,2 | 40,4 | 21   | 19,2 | 21   |

# Function Fittings, QR1 - Metric

Ball valve, thread - push-in fitting

**AVENTICS**<sup>®</sup>

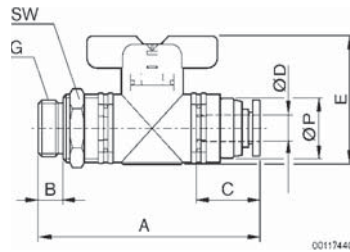
**★** Ball valve, thread - push-in fitting, series QR1-BGS

|  |  |            |
|--|--|------------|
| Type   | Ball valve (145 psi)                         |            |
| Working pressure p max.  | 10 bar                                       |            |
| Nominal flow rate Q <sub>n</sub><br>at 6 bar (87 psi), Δp = 1 bar (15 psi) | See table                                    |            |
| Ambient temperature range  | 0 °C to +60 °C (+32° F to +140° F)           |            |
| Medium   | Compressed air, lubricated or non-lubricated |            |
| Weight   | See table                                    |            |
| Materials  | Body<br>Seals                                | PBT<br>NBR |



**➔** ★ Part no.

| Symbol | G     | Ø D | Q <sub>n</sub><br>[l/min] | Weight<br>[g] | Per Pack | Part no.   |
|--------|-------|-----|---------------------------|---------------|----------|------------|
|        | G 1/8 | 6   | 1300                      | 55,5          | 5        | R412005490 |
|        | G 1/8 | 8   | 1300                      | 53,5          | 5        | R412005491 |
|        | G 1/4 | 6   | 1550                      | 58,5          | 5        | R412005492 |
|        | G 1/4 | 8   | 1550                      | 56,5          | 5        | R412005493 |
|        | G 1/4 | 10  | 2300                      | 130           | 5        | R412005494 |
|        | G 1/4 | 12  | 2300                      | 128           | 5        | R412005495 |
|        | G 3/8 | 6   | 1550                      | 67,5          | 5        | R412005496 |
|        | G 3/8 | 8   | 1550                      | 64,5          | 5        | R412005497 |
|        | G 3/8 | 10  | 2600                      | 132,5         | 5        | R412005498 |
|        | G 3/8 | 12  | 2600                      | 130,5         | 5        | R412005499 |
|        | G 1/2 | 10  | 2600                      | 149,5         | 5        | R412005500 |
|        | G 1/2 | 12  | 2600                      | 147,5         | 5        | R412005501 |



| Part no.   | G     | Ø D | A    | B   | C    | E  | SW | Ø P |
|------------|-------|-----|------|-----|------|----|----|-----|
| R412005490 | G 1/8 | 6   | 60,4 | 5   | 17   | 23 | 17 | 17  |
| R412005491 | G 1/8 | 8   | 60,3 | 5   | 18,5 | 23 | 17 | 17  |
| R412005492 | G 1/4 | 6   | 63,4 | 6   | 17   | 23 | 17 | 17  |
| R412005493 | G 1/4 | 8   | 63,3 | 6   | 18,5 | 23 | 17 | 17  |
| R412005494 | G 1/4 | 10  | 82,4 | 6   | 21   | 28 | 24 | 24  |
| R412005495 | G 1/4 | 12  | 82,9 | 6   | 22   | 28 | 24 | 24  |
| R412005496 | G 3/8 | 6   | 64,4 | 7   | 17   | 23 | 21 | 17  |
| R412005497 | G 3/8 | 8   | 64,3 | 7   | 18,5 | 23 | 21 | 17  |
| R412005498 | G 3/8 | 10  | 83,4 | 7   | 21   | 28 | 24 | 24  |
| R412005499 | G 3/8 | 12  | 83,9 | 7   | 22   | 28 | 24 | 24  |
| R412005500 | G 1/2 | 10  | 87,4 | 8,5 | 21   | 28 | 24 | 24  |
| R412005501 | G 1/2 | 12  | 87,9 | 8,5 | 22   | 28 | 24 | 24  |

# Function Fittings, QR1 - Metric

Elbow ball valves, thread - push-in fitting



## ★ Elbow ball valve, G-thread - push-in fitting, series QR1-BWG

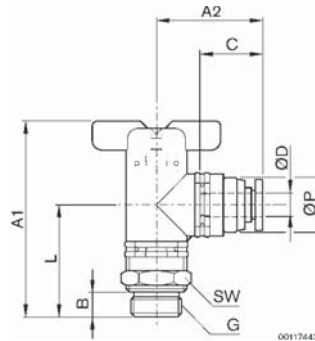
|  |  |
|--|--|
| Type   | Ball valve                                   |
| Working pressure p max.  | 10 bar (145 psi)                             |
| Nominal flow rate Qn<br>at 6 bar (87 psi), Δp = 1 bar (15 psi) | See table                                    |
| Ambient temperature range                                      | 0 °C to +60 °C (+32° F to +140° F)           |
| Medium   | Compressed air, lubricated or non-lubricated |
| Weight   | See table                                    |

|           |               |            |
|-----------|---------------|------------|
| Materials | Body<br>Seals | PBT<br>NBR |
|-----------|---------------|------------|



## ➔ ★ Part no.

| Symbol | G     | Ø D | Qn<br>[l/min] | Weight<br>[g] | Per Pack | Part no.   |
|--------|-------|-----|---------------|---------------|----------|------------|
|        | G 1/8 | 6   | 1250          | 56,5          | 5        | R412005510 |
|        | G 1/8 | 8   | 1250          | 54,0          | 5        | R412005511 |
|        | G 1/4 | 6   | 1500          | 59,5          | 5        | R412005512 |
|        | G 1/4 | 8   | 1500          | 57,5          | 5        | R412005513 |
|        | G 1/4 | 10  | 2300          | 133           | 5        | R412005514 |
|        | G 1/4 | 12  | 2300          | 131           | 5        | R412005515 |
|        | G 3/8 | 6   | 1550          | 68            | 5        | R412005516 |
|        | G 3/8 | 8   | 1550          | 66            | 5        | R412005517 |
|        | G 3/8 | 10  | 2600          | 135,5         | 5        | R412005518 |
|        | G 3/8 | 12  | 2600          | 133,5         | 5        | R412005519 |
|        | G 1/2 | 10  | 2600          | 152,5         | 5        | R412005520 |
|        | G 1/2 | 12  | 2600          | 150,5         | 5        | R412005521 |



| Part no.   | G     | ØD | A1   | A2   | B   | C    | L    | SW | Ø P |
|------------|-------|----|------|------|-----|------|------|----|-----|
| R412005510 | G 1/8 | 6  | 53,8 | 29,8 | 5   | 17   | 30,8 | 17 | 17  |
| R412005511 | G 1/8 | 8  | 53,8 | 30,3 | 5   | 18,5 | 30,8 | 17 | 17  |
| R412005512 | G 1/4 | 6  | 55,3 | 29,8 | 6   | 17   | 32,3 | 17 | 17  |
| R412005513 | G 1/4 | 8  | 55,8 | 30,3 | 6   | 18,5 | 32,3 | 17 | 17  |
| R412005514 | G 1/4 | 10 | 70,1 | 40,1 | 6   | 21   | 42,1 | 24 | 24  |
| R412005515 | G 1/4 | 12 | 70,1 | 40   | 6   | 22   | 42,1 | 24 | 24  |
| R412005516 | G 3/8 | 6  | 57,8 | 29,8 | 7   | 17   | 34,8 | 21 | 17  |
| R412005517 | G 3/8 | 8  | 57,8 | 30,3 | 7   | 18,5 | 34,8 | 21 | 17  |
| R412005518 | G 3/8 | 10 | 72,1 | 40,1 | 7   | 21   | 44,1 | 24 | 24  |
| R412005519 | G 3/8 | 12 | 72,1 | 40   | 7   | 22   | 44,1 | 24 | 24  |
| R412005520 | G 1/2 | 10 | 74,1 | 40,1 | 8,5 | 21   | 46,1 | 24 | 24  |
| R412005521 | G 1/2 | 12 | 74,1 | 40   | 8,5 | 22   | 46,1 | 24 | 24  |

# Function Fittings, QR1 - Metric


Bulkhead ball valve, push-in fitting - push-in fitting



## ★ Bulkhead ball valve, push-in fitting - push-in fitting, series QR1-BSS

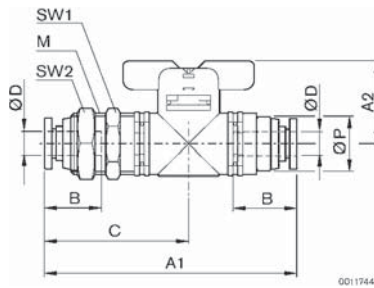
|  |  |
|--|--|
| Type   | Ball valve                                   |
| Working pressure p max.  | 10 bar (145 psi)                             |
| Nominal flow rate Qn<br>at 6 bar (87 psi), Δp = 1 bar (15 psi) | See table                                    |
| Ambient temperature range                                      | 0 °C to +60 °C (+32° F to +140° F)           |
| Medium   | Compressed air, lubricated or non-lubricated |
| Weight   | See table                                    |

|           |               |            |
|-----------|---------------|------------|
| Materials | Body<br>Seals | PBT<br>NBR |
|-----------|---------------|------------|



## ➔ ★ Part no.

| Symbol | Ø D | Qn<br>[l/min] | Weight<br>[g] | Per Pack | Part no.   |
|--------|-----|---------------|---------------|----------|------------|
|        | 6   | 1000          | 44            | 5        | R412005506 |
|        | 8   | 1550          | 46            | 5        | R412005507 |
|        | 10  | 2500          | 110,1         | 5        | R412005508 |
|        | 12  | 2600          | 114           | 5        | R412005509 |



| Part no.   | Ø D | M    | A1   | A2 | B    | C    | SW1 | SW2 | Ø P |
|------------|-----|------|------|----|------|------|-----|-----|-----|
| R412005506 | 6   | M16  | 73,6 | 23 | 17   | 43,9 | 19  | 19  | 17  |
| R412005507 | 8   | M16  | 74,1 | 23 | 18,5 | 44,4 | 19  | 19  | 17  |
| R412005508 | 10  | M 22 | 94   | 28 | 21   | 55,6 | 24  | 26  | 24  |
| R412005509 | 12  | M 22 | 95,5 | 28 | 22   | 55,0 | 24  | 26  | 24  |

# Function Fittings, QR1 - Metric


Ball valve, push-in fitting - push-in fitting/Elbow ball valve, push-in - push-in



## ★ Ball valve, push-in fitting - push-in fitting, series QR1-BSK

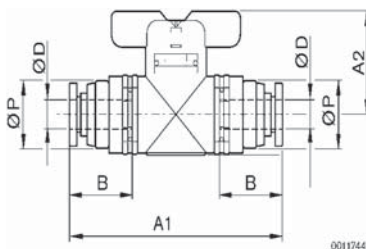
|   |  |  |
|---|--|--|
| Type  | Ball valve                                   |  |
| Working pressure p max.                                     | 10 bar (145 psi)                             |  |
| Nominal flow rate Qn at 6 bar (87 psi), Δp = 1 bar (15 psi) | See table                                    |  |
| Ambient temperature range                                   | 0 °C to +60 °C (+32° F to +140° F)           |  |
| Medium  | Compressed air, lubricated or non-lubricated |  |
| Weight  | See table                                    |  |

|           |               |            |
|-----------|---------------|------------|
| Materials | Body<br>Seals | PBT<br>NBR |
|-----------|---------------|------------|



## ★ Part no.

| Symbol | Ø D | Qn [l/min] | Weight [g] | Per Pack | Part no.   |
|--------|-----|------------|------------|----------|------------|
|        | 6   | 1000       | 45         | 5        | R412005502 |
|        | 8   | 1550       | 40,5       | 5        | R412005503 |
|        | 10  | 2500       | 102,5      | 5        | R412005504 |
|        | 12  | 2600       | 98         | 5        | R412005505 |



| Part no.   | Ø D | A1   | A2 | B    | Ø P |
|------------|-----|------|----|------|-----|
| R412005502 | 6   | 59,4 | 23 | 17   | 17  |
| R412005503 | 8   | 59,2 | 23 | 18,5 | 17  |
| R412005504 | 10  | 78,4 | 28 | 21   | 24  |
| R412005505 | 12  | 79,3 | 28 | 22   | 24  |

## ★ Elbow ball valve, push-in fitting - push-in fitting, series QR1-BWS

|   |  |  |
|---|--|--|
| Type  | Ball valve                                   |  |
| Working pressure p max.                                     | 10 bar (145 psi)                             |  |
| Nominal flow rate Qn at 6 bar (87 psi), Δp = 1 bar (15 psi) | See table                                    |  |
| Ambient temperature range                                   | 0 °C to +60 °C (+32° F to +140° F)           |  |
| Medium  | Compressed air, lubricated or non-lubricated |  |
| Weight  | See table                                    |  |

|           |               |            |
|-----------|---------------|------------|
| Materials | Body<br>Seals | PBT<br>NBR |
|-----------|---------------|------------|

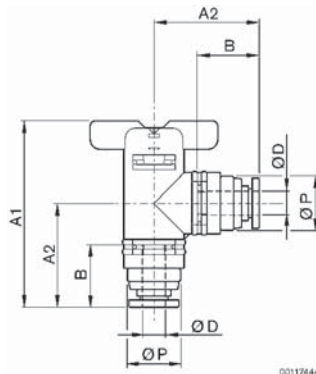


## ★ Part no.

| Symbol | Ø D | Qn [l/min] | Weight [g] | Per Pack | Part no.   |
|--------|-----|------------|------------|----------|------------|
|        | 6   | 900        | 46         | 5        | R412005522 |
|        | 8   | 1500       | 41,5       | 5        | R412005523 |
|        | 10  | 2500       | 105,5      | 5        | R412005524 |
|        | 12  | 2600       | 101        | 5        | R412005525 |

# Function Fittings, QR1 - Metric

Elbow fitting, push-in - push-in/Right angle flow control valve



| Part no.   | Ø D | A1   | A2   | B    | Ø P |
|------------|-----|------|------|------|-----|
| R412005522 | 6   | 52,8 | 29,8 | 17   | 17  |
| R412005523 | 8   | 53,3 | 30,3 | 18,5 | 17  |
| R412005524 | 10  | 68,1 | 39,3 | 21   | 24  |
| R412005525 | 12  | 68,3 | 40,3 | 22   | 24  |

★ Right angle flow control valve, series QR1-DWA

|  |  |
|--|--|
| Type                                   | Cone choke                                   |
| Working pressure                       | 10 bar (145 psi)                             |
| Opening pressure (non-return valve)    | 0,5 bar (> 7 psi)                            |
| Nominal flow rate Qn                   |  |
| at 6 bar (87 psi), Δp = 1 bar (15 psi) | See table                                    |
| Ambient temperature range              | 0 °C to +60 °C (+32° F to +140° F)           |
| Medium                                 | Compressed air, lubricated or non-lubricated |
| Weight                                 | See table                                    |

|           |                                   |                                    |
|-----------|-----------------------------------|------------------------------------|
| Materials | Body<br>Seals<br>Throttling screw | PBT<br>NBR<br>Brass, nickel-plated |
|-----------|-----------------------------------|------------------------------------|



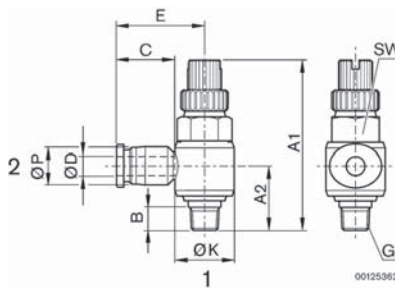
|       | Direction of throttle | G     | ØD   | Nominal flow rate [SCFM] | Weight [lbs] | Per Pack | Part No.   |
|-------|-----------------------|-------|------|--------------------------|--------------|----------|------------|
|       | 1 -->2<br>(meter-out) | M3    | 3    | 4.2                      | 0.01         | 1        | R412005629 |
|       |                       | M5    | 3    | 3.9                      | 0.02         | 1        | R412005630 |
|       |                       | M5    | 4    | 2.7                      | 0.02         | 1        | R432031079 |
|       |                       | M5    | 6    | 2.7                      | 0.02         | 1        | R432031080 |
|       |                       | G 1/8 | 4    | 6.0                      | 0.05         | 1        | R432031081 |
|       |                       | G 1/8 | 6    | 6.0                      | 0.05         | 1        | R432031082 |
|       |                       | G 1/8 | 8    | 6.0                      | 0.05         | 1        | R432031083 |
|       |                       | G 1/4 | 4    | 9.8                      | 0.05         | 1        | R432031084 |
|       |                       | G 1/4 | 6    | 9.8                      | 0.09         | 1        | R432031085 |
|       |                       | G 1/4 | 8    | 9.8                      | 0.10         | 1        | R432031086 |
|       |                       | G 1/4 | 10   | 33.0                     | 0.10         | 1        | R432031087 |
|       |                       | G 3/8 | 6    | 33.0                     | 0.16         | 1        | R432031088 |
|       |                       | G 3/8 | 8    | 33.0                     | 0.16         | 1        | R432031089 |
|       |                       | G 3/8 | 10   | 33.0                     | 0.17         | 1        | R432031090 |
|       |                       | G 3/8 | 12   | 33.0                     | 0.17         | 1        | R432031091 |
|       |                       | G 1/2 | 8    | 54.0                     | 0.22         | 1        | R432031092 |
|       |                       | G 1/2 | 10   | 54.0                     | 0.23         | 1        | R432031093 |
| G 1/2 | 12                    | 54.0  | 0.23 | 1                        | R432031094   |          |            |



# Function Fittings, QR1 - Metric

In-line flow control valve

**AVENTICS**<sup>®</sup>




| Part No.   | G     | ØD | A1 (max) | B   | C    | E    | ØK   | SW | ØP   |
|------------|-------|----|----------|-----|------|------|------|----|------|
| R412005629 | M3    | 3  | 26.5     | 4   | 9.5  | 14   | 10   | 8  | 6.3  |
| R412005630 | M5    | 3  | 26.5     | 4   | 9.5  | 14   | 10   | 8  | 6.3  |
| R432031079 | M5    | 4  | 26.5     | 3.5 | 16.0 | 18.5 | 10   | 8  | 10   |
| R432031080 | M5    | 6  | 26.5     | 3.5 | 17.0 | 21.7 | 10   | 8  | 12.4 |
| R432031081 | G 1/8 | 4  | 42.6     | 6   | 16.0 | 20.2 | 14.4 | 14 | 10   |
| R432031082 | G 1/8 | 6  | 42.6     | 6   | 17.0 | 22.1 | 14.4 | 14 | 12.4 |
| R432031083 | G 1/8 | 8  | 42.6     | 6   | 18.5 | 23.7 | 14.4 | 14 | 14.4 |
| R432031084 | G 1/4 | 4  | 51.7     | 8   | 16.0 | 23.2 | 18.4 | 17 | 10   |
| R432031085 | G 1/4 | 6  | 51.7     | 8   | 17.0 | 24.2 | 18.4 | 17 | 12.4 |
| R432031086 | G 1/4 | 8  | 51.7     | 8   | 18.5 | 26.9 | 18.4 | 17 | 14.4 |
| R432031087 | G 1/4 | 10 | 51.7     | 8   | 21.0 | 29.1 | 18.4 | 17 | 17.6 |
| R432031088 | G 3/8 | 6  | 58.3     | 10  | 17.0 | 26.7 | 22   | 20 | 12.4 |
| R432031089 | G 3/8 | 8  | 58.3     | 10  | 18.5 | 27.3 | 22   | 20 | 14.4 |
| R432031090 | G 3/8 | 10 | 58.3     | 10  | 21.0 | 29.5 | 22   | 20 | 17.6 |
| R432031091 | G 3/8 | 12 | 58.3     | 10  | 22.5 | 34.7 | 22   | 20 | 21   |
| R432031092 | G 1/2 | 8  | 47.8     | 12  | 18.5 | 29.2 | 28   | 24 | 14.4 |
| R432031093 | G 1/2 | 10 | 47.8     | 12  | 21.0 | 32.4 | 28   | 24 | 17.6 |
| R432031094 | G 1/2 | 12 | 47.8     | 12  | 22.5 | 34.7 | 28   | 24 | 21   |

▲ ★ In-line flow control valve, series QR1-DBS

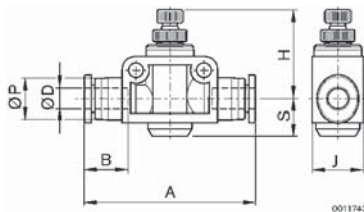
|  |  |
|--|--|
| Type                                   | Cone choke                                   |
| Working pressure                       | 10 bar (145 psi)                             |
| Opening pressure (non-return valve)    | 0,5 bar (> 7 psi)                            |
| Standard flow rate                     | Qn   |
| at 6 bar (87 psi), Δp = 1 bar (15 psi) | See table                                    |
| Ambient temperature range              | 0 °C to +60 °C (+32° F to +140° F)           |
| Medium                                 | Compressed air, lubricated or non-lubricated |
| Weight                                 | See table                                    |

|           |                  |                      |
|-----------|------------------|----------------------|
| Materials | Body             | PBT                  |
|           | Seals            | NBR                  |
|           | Throttling screw | Brass, nickel-plated |



▲ ★ Part no.

|  | Ø D | Qn [l/min]<br>1 → 2 | Weight<br>[g] | Per pack | Part no.   |
|--|-----|---------------------|---------------|----------|------------|
|  | 3   | 110                 | 8,8           | 5        | R412005453 |
|  | 4   | 110                 | 11,6          | 5        | R412005454 |
|  | 6   | 320                 | 27,6          | 5        | R412005455 |
|  | 8   | 680                 | 40,4          | 5        | R412005456 |
|  | 10  | 1350                | 66,4          | 2        | R412005457 |
|  | 12  | 2400                | 110,6         | 2        | R412005458 |



| Part no.   | Ø D | A    | B    | J  | H    | S   | Ø P  |
|------------|-----|------|------|----|------|-----|------|
| R412005453 | 3   | 36,2 | 9,5  | 10 | 17,8 | 6,5 | 6,3  |
| R412005454 | 4   | 38,4 | 16   | 11 | 20   | 6,5 | 10   |
| R412005455 | 6   | 47,2 | 17   | 15 | 27   | 11  | 12,4 |
| R412005456 | 8   | 51,8 | 18,5 | 18 | 28,5 | 12  | 14,4 |
| R412005457 | 10  | 59,6 | 21   | 21 | 34   | 12  | 17,6 |
| R412005458 | 12  | 71,4 | 22,5 | 28 | 33,5 | 16  | 21   |

# Plastic Tubing - Metric

Plastic tubes, Polyurethane, series TU1



## ★ Plastic tubes PUR (Polyurethane), series TU1

Permissible working pressure See table  
 Ambient temperature range PU -35 °C to +60 °C (-31 °F to +140 °F)  
 Pressure medium Air or oil

Materials Polyurethane



| Outer Dia. [mm] | Wall Thickness [mm] | Inner Dia. [mm] | Minimum bending radius at 68°F [mm] | Weight/ meter [grams] | Length [m] | Black Part No. | Natural Part No. | Blue Part No. | Red Part No. | Green Part No. | Yellow Part No. |
|-----------------|---------------------|-----------------|-------------------------------------|-----------------------|------------|----------------|------------------|---------------|--------------|----------------|-----------------|
| 3               | 0.6                 | 1.8             | 8                                   | 5                     | 50         | 1820712068     | 1820712069       | 1820712067    | 1820712066   |                |                 |
| 4               | 0.75                | 2.5             | 12                                  | 9                     | 25         | R412009984     | R412014554       | R412009985    | 1820712020   | 1820712078     |                 |
|                 |                     |                 |                                     |                       | 100        | 1820712018     | 1820712007       | 1820712036    |              |                | R412004860      |
| 5               | 0.95                | 3.1             | 13                                  | 15                    | 25         | 1820712011     | 1820712001       | 1820712031    |              |                |                 |
| 6               | 1.05                | 3.9             | 18                                  | 20                    | 25         |                |                  |               | 1820712022   |                |                 |
|                 |                     |                 |                                     |                       | 50         | R412009987     | R412014556       | R412009988    |              | R412014555     |                 |
|                 |                     |                 |                                     |                       | 100        | 1820712019     | 1820712006       | 1820712037    |              |                | R412004861      |
| 8               | 1.15                | 5.7             | 30                                  | 30                    | 25         |                |                  |               | 1820712023   |                |                 |
|                 |                     |                 |                                     |                       | 50         | R412009989     | R412014557       | R412009990    |              |                |                 |
|                 |                     |                 |                                     |                       | 100        | 1820712016     | 1820712008       | 1820712038    | 1820712028   |                | R412004862      |
| 10              | 1.25                | 7.5             | 45                                  | 42                    | 25         | 1820712015     |                  |               |              |                |                 |
|                 |                     |                 |                                     |                       | 50         |                | R412014558       | R412009991    |              |                |                 |
|                 |                     |                 |                                     |                       | 100        | 1820712081     | 1820712009       | 1820712039    | 1820712029   |                |                 |
| 12              | 1.5                 | 9               | 55                                  | 60                    | 25         | 1820712014     |                  |               |              |                |                 |
|                 |                     |                 |                                     |                       | 50         |                | R412014559       | R412009992    |              |                |                 |
|                 |                     |                 |                                     |                       | 100        | 1820712017     | 1820712082       | 1820712040    | 1820712083   |                |                 |
| 14              | 2.0                 | 10              | 55                                  | 92                    | 25         | R412004778     | R412004790       | R412004782    |              |                |                 |
|                 |                     |                 |                                     |                       | 100        |                |                  | R412004783    |              |                |                 |
| 16              | 2.5                 | 11              | 65                                  | 129                   | 25         | R412004780     | R412004792       | R412004784    |              |                |                 |
|                 |                     |                 |                                     |                       | 100        | R412004781     |                  | R412004785    | R412004789   |                |                 |

| Plastic tubes series TU1-X-PUR (Flame resistant) |           |            |                        |   |               | Part no.                    |                            |
|--|-----------|------------|------------------------|---|---------------|-----------------------------|----------------------------|
| Dimension [mm]                                   | I.D. [mm] | Length [m] | Min. bend. radius [mm] | Permissible working pressure [bar] (psi) +20 °C (68 °F) | Weight [g/m]  | black - marking color white | black - marking color blue |
| 4 x 1  | 2         | 25         | 7                      | 16 (232)  | 11,97 (0.026) | 1820712084                  | 1820712096                 |
| 8 x 2  | 4         | 25         | 15                     | 16 (232)  | 47,88 (0.106) | 1820712085                  | 1820712094                 |
| 10 x 2   | 6         | 25         | 20                     | 16 (232)  | 63,84 (0.141) | 1820712086                  | 1820712095                 |
| 12 x 2   | 8         | 25         | 28                     | 16 (232)  | 79,79 (0.176) | 1820712087                  | 1820712097                 |
| 14 x 2   | 10        | 25         | 45                     | 16 (232)  | 95,76 (0.211) | 1820712088                  | 1820712098                 |

Halogen-free flame-protected  
 Fire resistance in accordance with UL 94 V-O  
 Microbe resistant  
 Very good hydrolysis properties  
 Very good UV resistance  
 Suitable for use in towing chains

# Plastic Tubing - Metric

Plastic tubes, Polyurethane, series TU1/Polyamide (Nylon) series TU1



| Plastic tubes series TU1-A-PUR |           |            |                   |   |               | Part No    |
|--------------------------------|-----------|------------|-------------------|---|---------------|------------|
| Dimensions [mm]                | I.D. [mm] | Length [m] | Min. bend. radius | Permissible working pressure [bar] (psi) +20 °C (68 °F) | Weight [g/m]  | black      |
| 4 x 0,75                       | 2,5       | 50         | 9                 | 10 (145)  | 9,04 (0.02)   | 1820712089 |
| 6 x 1                          | 4         | 50         | 15                | 10 (145)  | 19,28 (0.043) | 1820712091 |
| 8 x 1,1                        | 5,8       | 50         | 28                | 10 (145)  | 29,22 (0.064) | 1820712092 |
| 10 x 1,25                      | 7,5       | 50         | 35                | 10 (145)  | 40,58 (0.085) | 1820712093 |

Antistatic resistance of 1000 k Ohm  
 Very good hydrolysis properties  
 Very good UV resistance  
 Microbe resistant

| Plastic tubes series TU1-F-PUR |           |            |                        |   |              | Part No             |                    |             |
|--------------------------------|-----------|------------|------------------------|---|--------------|---------------------|--------------------|-------------|
| Dimensions [mm]                | I.D. [mm] | Length [m] | Min. bend. radius [mm] | Permissible working pressure [bar] (psi) +20 °C (68 °F) | Weight [g/m] | black - transparent | blue - transparent | transparent |
| 4 x 0,75                       | 2,5       | 25         | 12                     | 10 (145)  | 8,88         | –                   | R412004796         | R412004797  |
| 6 x 1,05                       | 3,9       | 25         | 15                     | 10  | 18,84        | 1820712043          | 1820712044         | 1820712042  |
| 8 x 1,25                       | 5,5       | 25         | 25                     | 8 (116)   | 30,75        | 1820712046          | 1820712047         | 1820712045  |
| 10 x 1,5                       | 7         | 25         | 40                     | 8 (116)   | 46,46        | –                   | R412004798         | R412004799  |

permitted for food (documented by manufacturer's declaration)  
 Microbe resistant  
 Very good hydrolysis properties

## ★ Plastic tubes, PA Polyamide (Nylon), series TU1

Max. working pressure See table  
 Ambient temperature range -40 °C to +80 °C (-40 °F to +176 °F)  
 Pressure medium Air or oil

Materials See table



| Plastic tubes PA – standard |           |            |                   |   |                   | Part no.   |            |
|-----------------------------|-----------|------------|-------------------|---|-------------------|------------|------------|
| Dimension [mm]              | I.D. [mm] | Length [m] | Min. bend. radius | Max. pressure [bar] (psi) +20 °C (68 °F) / +50 °C (+122 °F) | Weight [kg] (lbs) | Black      | Colorless  |
| 4 x 1                       | 2         | 25         | 20                | 26 / 17 (377 / 247)   | 0,150 (0.331)     | 1820712110 | 1820712100 |
| 6 x 1                       | 4         | 25         | 35                | 24 / 15 (348 / 218)   | 0,275 (0.606)     | 1820712111 | 1820712101 |
| 8 x 1                       | 6         | 25         | 40                | 17 / 11 (377 / 160)   | 0,475 (1.047)     | 1820712112 | 1820712102 |
| 10 x 1                      | 8         | 25         | 50                | 17 / 11 (377 / 160)   | 0,700 (1.543)     | 1820712115 | 1820712105 |
| 12 x 1,5                    | 9         | 25         | 60                | 18 / 11 (261 / 160)   | 0,975 (2.149)     | 1820712113 | 1820712103 |
| 14 x 1,5                    | 11        | 25         | 90                | 15 / 9,5 (218 / 138)  | 1,300 (2.866)     | 1820712114 | 1820712104 |

# Plastic Tubing - Metric

Plastic tubes, Polyamide (Nylon), series TU1



## Plastic tubes Polyamide (PA, Nylon) - "High Flow"

| Dimension<br>[mm] | I.D. [mm] | Length<br>[m] | Min.<br>bend.<br>Radius | Max. pressure [bar]<br>(psi) +20°C/+50°C<br>(68°F/+122°F) | Weight<br>[kg] (lbs.) | Part no.   |            |            |            |
|-------------------|-----------|---------------|-------------------------|---|-----------------------|------------|------------|------------|------------|
|                   |           |               |                         |   |                       | Silver     | Black      | Blue       | Colorless  |
| 4 x 0.5           | 3         | 25            | 20                      | 26 / 17<br>(377 / 247)                                    | 0.150<br>(0.331)      | R412009980 | -          | R412009913 | -          |
|                   |           | 50            |                         |   | 0.300<br>(0.661)      | -          | R412009931 | -          | R412009937 |
|                   |           | 100           |                         |   | 0.600<br>(1.323)      | R412009943 | -          | R412009914 | -          |
| 6 x 0.65          | 4.7       | 25            | 30                      | 24 / 15<br>(348 / 218)                                    | 0.275<br>(0.606)      | R412009998 | -          | R412009915 | -          |
|                   |           | 50            |                         |   | 0.550<br>(1.213)      | -          | R412009932 | R412009916 | R412009938 |
|                   |           | 100           |                         |   | 1.100<br>(2.425)      | R412009944 | -          | R412009917 | -          |
| 8 x 0.8           | 6.4       | 25            | 40                      | 17 / 11<br>(377 / 160)                                    | 0.475<br>(1.047)      | R412009981 | -          | R412009918 | -          |
|                   |           | 50            |                         |   | 0.950<br>(2.094)      | -          | R412009933 | R412009919 | R412009939 |
|                   |           | 100           |                         |   | 1.900<br>(4.189)      | R412009945 | -          | R412009920 | -          |
| 10 x 0.95         | 8.1       | 25            | 50                      | 17 / 11<br>(377 / 160)                                    | 0.700<br>(1.543)      | R412009982 | -          | R412009921 | -          |
|                   |           | 50            |                         |   | 1.400<br>(3.086)      | -          | R412009934 | R412009922 | R412009940 |
|                   |           | 100           |                         |   | 2.800<br>(6.173)      | R412009946 | -          | R412009923 | -          |
| 12 x 1.1          | 9.8       | 25            | 60                      | 18 / 11<br>(261 / 160)                                    | 0.975<br>(2.149)      | R412009983 | -          | R412009924 | -          |
|                   |           | 50            |                         |   | 1.950<br>(4.300)      | -          | R412009935 | R412009925 | R412009941 |
|                   |           | 100           |                         |   | 3.900<br>(8.598)      | R412009947 | -          | R412009926 | -          |
| 14 x 1.25         | 11.5      | 25            | 90                      | 15 / 9.5<br>(218 / 138)                                   | 1.300<br>(2.866)      | R412009999 | -          | R412009927 | -          |
|                   |           | 50            |                         |   | 2.600<br>(5.732)      | -          | R412009936 | R412009928 | R412009942 |
| 15 x 1.25         | 12.5      | 50            | 100                     | 15 / 11<br>(218 / 160)                                    | 2.8<br>(6.173)        | -          | 8289769444 | -          | -          |
| 16 x 1.35         | 13.3      | 25            | 100                     | 13 / 8<br>(188 / 116)                                     | 1.625<br>(3.582)      | R412014468 | -          | R412009929 | -          |
|                   |           | 50            |                         |   | 3.25<br>(7.165)       | -          | -          | R412009930 | -          |
| 22 x 2            | 18        | 25            | 100                     | 13 / 8<br>(188 / 116)                                     | 3.25<br>(7.165)       | -          | -          | R412009997 | -          |
|                   |           | 50            |                         |   | 6.5<br>(14.330)       | -          | -          | 2815222050 | -          |

# Plastic Tubing - Metric

Plastic tubes, Teflon, series TU1/Polyurethane series TU2



## ★ Plastic tubes, TEF (Teflon), series TU1

|                           |  |
|---------------------------|--|
| Max. working pressure     | See table                              |
| Ambient temperature range | TEF -40 to +200 °C (-40 °F to +392 °F) |
| Pressure medium           | Air or oil                             |
| Materials                 | See table                              |



| Plastic tubes series TU1-S-TEF - natural colored |           |                   |                                     |              | Part no.    |              |
|--|-----------|-------------------|-------------------------------------|--------------|-------------|--------------|
| Dimension [mm]                                   | I.D. [mm] | Min. bend. radius | *Permissible working pressure [bar] | Weight [g/m] | Length 25 m | Length 100 m |
| 4 x 0,75   | 2,5       | 18                | 16                                  | 500          | -           | R412004152   |
| 6 x 1  | 4         | 35                | 12                                  | 1030         | R412004957  | R412004076   |
| 8 x 1  | 6         | 65                | 9,5                                 | 1400         | R412004958  | R412004153   |
| 10 x 1   | 8         | 100               | 7                                   | 1700         | R412004959  | R412004154   |
| 12 x 1   | 10        | 145               | 5,9                                 | 1810         | R412004960  | R412004155   |

| Plastic tubes series TU1-S-TEF - different colors |           |                        |                                     |              |       | Part no.     |
|---|-----------|------------------------|-------------------------------------|--------------|-------|--------------|
| Dimension [mm]                                    | I.D. [mm] | Min. bend. radius [mm] | *Permissible working pressure [bar] | Weight [g/m] | Color | Length 100 m |
| 4 x 0,75  | 2,5       | 18                     | 16                                  | 500          | red   | R412004965   |
| 4 x 0,75  | 2,5       | 18                     | 16                                  | 500          | blue  | R412004966   |
| 4 x 0,75  | 2,5       | 18                     | 16                                  | 500          | green | R412004967   |

\*At 20°C (68°F)

## ★ Plastic tubes PUR (Polyurethane), series TU2

|                              |   |
|------------------------------|---|
| Permissible working pressure | See table                               |
| Ambient temperature range    | PU -35 °C to +60 °C (-31 °F to +140 °F) |
| Pressure medium              | Air or oil                              |
| Materials                    | Polyurethane                            |



| Plastic tubes TU2-S-PUR |           |            |                        |  |                | Part no.      |
|-------------------------|-----------|------------|------------------------|--|----------------|---------------|
| Dimension [mm]          | I.D. [mm] | Length [m] | Min. bend. radius [mm] | Permissible working pressure [bar] (psi)<br>+20 °C (68 °F) | Weight [g / m] | black / blue* |
| 4 x 0,75                | 2,5       | 25         | 12                     | 10 (145)   | 18,66          | 1820712070    |
| 5 x 0,95                | 3,1       | 25         | 13                     | 10 (145)   | 29,50          | 1820712071    |
| 6 x 1,05                | 3,9       | 25         | 18                     | 10 (145)   | 39,84          | 1820712072    |
| 8 x 1,15                | 5,7       | 25         | 30                     | 10 (145)   | 60,38          | 1820712073    |
| 10 x 1,25               | 7,5       | 25         | 45                     | 10 (145)   | 83,84          | 1820712074    |

\* Other colors available on request

# Plastic Tubing - Metric

Spiral plastic tubes, Polyamide (Nylon), series TU3/T-clips for plastic tubing



## ★ Spiral plastic tubes, PA Polyamide (Nylon), series TU3

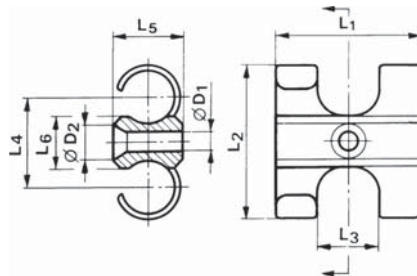
|                           |                                      |
|---------------------------|--------------------------------------|
| Max. working pressure     | See table                            |
| Ambient temperature range | -40 °C to +80 °C (-40 °F to +176 °F) |
| Pressure medium           | Air or oil                           |

Materials See table



| Spiral plastic tubes PA – medium hard |           |  |                     |                         |                   | Part no.          |
|---------------------------------------|-----------|--|---------------------|-------------------------|-------------------|-------------------|
| Dimension [mm]                        | I.D. [mm] | Spiral working length min. / max. [mm] | Spiral inner Ø [mm] | Actual tube length [mm] | Weight [kg] (lbs) | Blue              |
| 6 x 1                                 | 4         | 160 / 6000                             | 102                 | 8900                    | 0,100 (0.220)     | <b>8156060060</b> |
| 8 x 1                                 | 6         | 210 / 6000                             | 102                 | 8900                    | 0,200 (0.441)     | <b>8156080060</b> |
| 10 x 1                                | 8         | 200 / 6000                             | 132                 | 8900                    | 0,300 (0.661)     | <b>8156100060</b> |

## ★ T-clips for plastic tubes



| For plastic tube dimension | Ø D1 | Ø D2 | L1 | L2 | L3 | L4 | L5 | L6 | Part no.          |
|----------------------------|------|------|----|----|----|----|----|----|-------------------|
| 4-5 x ...                  | 3    | 6    | 18 | 15 | 6  | 10 | 7  | 7  | <b>8186040000</b> |
| 6-7 x ...                  | 3    | 6    | 20 | 20 | 8  | 12 | 10 | 8  | <b>8186060000</b> |
| 8-9 x ...                  | 4    | 8    | 24 | 25 | 10 | 15 | 12 | 10 | <b>8186080000</b> |
| 10-11 x ...                | 4    | 8    | 28 | 31 | 12 | 18 | 15 | 11 | <b>8186100000</b> |
| 12-14 x ...                | 4    | 9    | 35 | 36 | 14 | 21 | 17 | 12 | <b>8186120000</b> |
| 15-17 x ...                | 5    | 10   | 42 | 42 | 17 | 25 | 20 | 14 | <b>8186160000</b> |
| 18-21 x ...                | 6    | 12   | 49 | 52 | 20 | 31 | 23 | 16 | <b>8186180000</b> |
| 22-25 x ...                | 7    | 13   | 63 | 65 | 25 | 39 | 29 | 21 | <b>8186220000</b> |

Material: plastic

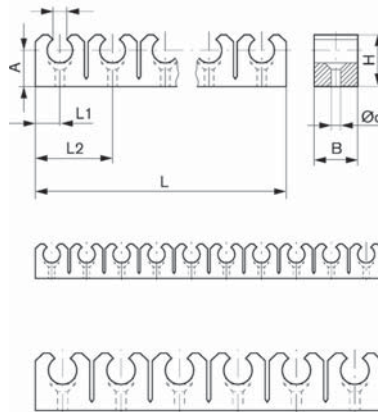
6-7 x works for 1/4" tubing  
 10-11 x works for 3/8" tubing  
 12-14 x works for 1/2" tubing

# Plastic Tubing - Metric

Multiple clamping strips/Plastic tubing cutters



## ★ Multiple clamping strips for plastic tubes



| For plastic tube dimension | A   | B  | D   | Ø d | H    | L     | L1   | L2   | Clips per strip | Package quantity | Part no.   |
|----------------------------|-----|----|-----|-----|------|-------|------|------|-----------------|------------------|------------|
| 4-5 x ...                  | 6   | 14 | 4-5 | 2,4 | 9    | 100,4 | 5,2  | 10   | 10              | 10               | 1824431005 |
| 6 x ...                    | 5,5 | 14 | 6   | 3   | 9    | 110   | 5,5  | 11   | 10              | 10               | 1824431006 |
| 8 x ...                    | 7,5 | 15 | 8   | 2,8 | 12,5 | 140,4 | 6,4  | 14,2 | 10              | 10               | 1824431007 |
| 10 x ...                   | 9   | 18 | 10  | 2,8 | 15   | 119,2 | 8,4  | 20,4 | 6               | 10               | 1824431008 |
| 12 x ...                   | 10  | 18 | 12  | 2,8 | 16   | 118,5 | 8,75 | 20,2 | 6               | 10               | 1824431009 |

Material: Polyethylene

6x works for 1/4" tubing

10x works for 3/8" tubing

12x works for 1/2" tubing

## ★ Plastic tube cutter

For tubes Ø [mm]  
4-16

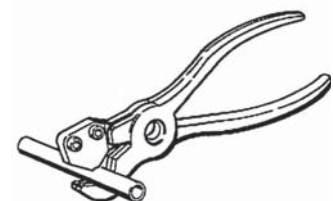
Part no.  
8157007100



## ★ Plastic tube cutter

For tubes Ø [mm]  
4-22

Part no.  
8997002402


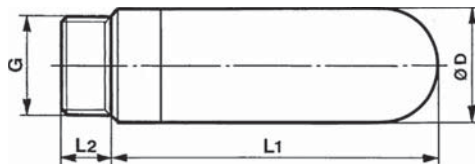


# Silencers - Metric

Polyethene




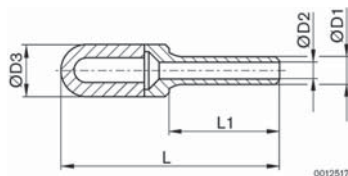
## ▲ ★ Silencer, porous polyethylene, with thread



| G     | L1    | L2   | Ø D [mm] | Sound pressure level to DIN 45 635 | Reduction in flow % | Part no.   |
|-------|-------|------|----------|------------------------------------|---------------------|------------|
| M 5   | 17,5  | 4    | 6,5      | 55                                 | 3,5                 | 1827000018 |
| G 1/8 | 28,5  | 5,5  | 12,5     | 69                                 | 1                   | 1827000019 |
| G 1/4 | 34,5  | 8    | 15,5     | 68                                 | 8,5                 | 1827000020 |
| G 3/8 | 56    | 11,5 | 18,5     | 69                                 | 27                  | 1827000021 |
| G 1/2 | 66,5  | 11   | 23,3     | 68                                 | 17                  | 1827000022 |
| G 3/4 | 115,5 | 16   | 38,5     | 72                                 | 31                  | 1827000023 |
| G 1   | 140   | 21   | 49       | 76                                 | 18                  | 1827000024 |

Materials; PP (Polypropylene), PE (polyethylene) porous.  
 Working pressure p max.: 10 bar. (145 psi)  
 Ambient temperature range: -25 °C to +50 °C. (-13 °F to +122 °F)

## ▲ ★ Silencer with male stem



| Ø D1 [mm] | Ø D2 [mm] | Ø D3 [mm] | L1   | L    | Per Pack | Part no.   |
|-----------|-----------|-----------|------|------|----------|------------|
| 4         | 2.5       | 7.0       | 16   | 32   | 5        | R412007519 |
| 6         | 3.5       | 12.5      | 20.5 | 45   | 5        | R412000591 |
| 8         | 4.8       | 13.5      | 21.5 | 43.5 | 5        | R412007520 |
| 10        | 6.9       | 15.5      | 26.5 | 57.5 | 5        | R412000593 |
| 12        | 8.4       | 18.5      | 29   | 82   | 5        | R412007715 |

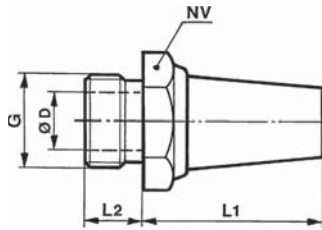


# Silencers - Metric

Sintered bronze



★ Silencer, sintered bronze, with thread



| G to ISO 228/1 | NV  | Ø D [mm] | L1 | L2 | Sound pressure level to DIN 45 635 | Reduction in flow % | Weight kg (lbs) | Part no.   |
|----------------|-----|----------|----|----|------------------------------------|---------------------|-----------------|------------|
| M5             | 7   | 2.5      | 15 | 5  | 65                                 | -                   | 0.004 (0.009)   | 1827000006 |
| M7             | 10* | 4        | 15 | 5  | 70                                 | -                   | 0.006 (0.013)   | 8140000700 |
| G 1/8          | 13  | 6        | 18 | 6  | 75                                 | 6                   | 0.010 (0.022)   | 1827000000 |
| G 1/4          | 17  | 8.5      | 25 | 8  | 80                                 | 22                  | 0.020 (0.044)   | 1827000001 |
| G 3/8          | 22  | 12       | 34 | 10 | 85                                 | 41                  | 0.050 (0.110)   | 1827000002 |
| G 1/2          | 27  | 14.5     | 44 | 12 | 85                                 | 18                  | 0.080 (0.176)   | 1827000003 |
| G 3/4          | 32  | 19       | 66 | 14 | 85                                 | 20                  | 0.130 (0.287)   | 1827000004 |
| G 1            | 41  | 25       | 66 | 16 | 90                                 | 22                  | 0.180 (0.397)   | 1827000005 |


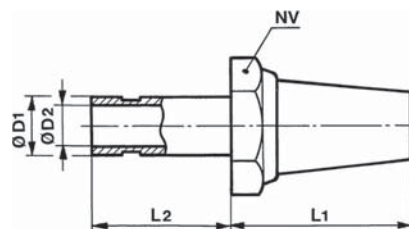
\* Ø 10mm is round shape (no hexagon)

Materials: Sintered bronze, thread in brass

Working pressure p maximum: 10 bar (145 psi)

Ambient temperature range: -25°C to +80°C (-13°F to +176°F)

★ Silencer, sintered bronze, with male stem



| Ø D1 [mm] | Ø D2 [mm] | L1 | L2 | NV | Flow rate max. [l/min] (Cv) | Part no.   |
|-----------|-----------|----|----|----|-----------------------------|------------|
| 4         | 2,5       | 16 | 17 | 10 | 360 (0.36)                  | 8240040000 |
| 5         | 3         | 18 | 19 | 13 | 600 (0.60)                  | 8240050000 |
| 6         | 4         | 18 | 19 | 13 | 900 (0.90)                  | 8240060000 |
| 8         | 6         | 25 | 19 | 17 | 2100 (2.10)                 | 8240080000 |

Materials: Sintered bronze, stem in brass.

Working pressure p max.: 10 bar. (145 psi)

Ambient temperature range: -20 °C to +70 °C. (-4 °F to +158 °F)

# QR1 Fittings - Code Identification



| Type | Description                           | Type                                  | Description                       |
|------|---------------------------------------|---------------------------------------|-----------------------------------|
| AAN  | Straight Stop Fitting                 | RMT                                   | Plug Connector Reducing 3-Fold    |
| ANR  | Straight Check Valve                  | RPN                                   | Straight, Tube To Male            |
| ASK  | Union Straight Stop Fitting           | RSI                                   | Straight, Female Bulkhead         |
| ASS  | Union Straight Bulkhead Stop Fitting  | RSK                                   | Union                             |
| AVT  | Elbow Stop Fitting                    | RSM                                   | Bulkhead                          |
| BGS  | Straight Ball Valve Thread to Tube    | RSR                                   | Reducer Union                     |
| BSK  | Straight Union Ball Valve             | RT1                                   | Tee Banjo Ring                    |
| BSS  | Straight Bulkhead Union Ball Valve    | RTK                                   | Tee Tube                          |
| BWG  | Elbow Ball Valve Thread to Tube       | RTT                                   | Male Branch Tee                   |
| DBS  | Inline Flow Control                   | RV1                                   | Banjo Ring                        |
| DWA  | Elbow Flow Control                    | RVA                                   | Plug-In Elbow, Push-in/Male Conn. |
| DWB  | Mini Elbow Flow Control               | RVI                                   | Elbow, Female Thread/Push-in      |
| MAI  | Mini Female Straight                  | RVK                                   | Union Elbow                       |
| MAN  | Mini Male Straight                    | RVL                                   | Ext. Elbow, Thread/Push-in        |
| MBS  | Mini Plug                             | RVR                                   | Reducing Push-in Elbow            |
| MCA  | Mini Cap                              | RVT                                   | Male Elbow, Thread/Push-in        |
| MED  | Mini Reducer                          | RVW                                   | 45° Elbow, Push-in/Male Conn.     |
| MIN  | Mini Round Male Straight              | RW1                                   | Right Angle Banjo                 |
| MLT  | Mini Male Run Tee                     | RWD                                   | Double Right Angle Banjo          |
| MSM  | Mini Bulkhead union                   | RXS                                   | Cross Union                       |
| MSK  | Mini Straight Union                   | RY2                                   | Y Plug-in Fitting                 |
| MSR  | Mini Reducer                          | RYK                                   | Y - Tube to Tube                  |
| MTK  | Mini Union Tee                        | RYR                                   | Reducer Y                         |
| MTT  | Mini Male Branch Tee                  | SKR                                   | Union Straight Check Valve        |
| MVA  | Mini Plug-in elbow                    |                                       |                                   |
| MVK  | Mini Elbow Union                      | <b>QR1 Tube and Thread Size Codes</b> |                                   |
| MVL  | Mini Ext Male Elbow                   | 1032                                  | 10-32 UNF                         |
| MVT  | Mini Male Elbow                       | N018                                  | 1/8" NPT                          |
| MXS  | Mini Union Cross                      | N014                                  | 1/4" NPT                          |
| MY2  | Mini Plug-in reducer Y                | N038                                  | 3/8" NPT                          |
| MYK  | Mini Union Y                          | N012                                  | 1/2" NPT                          |
| MYR  | Mini Reducer Y                        | D018                                  | 1/8" O.D.                         |
| MYZ  | Mini Plug-in Y                        | D532                                  | 5/32" O.D.                        |
| R2R  | Y Plug-in Fitting, Reducing           | D014                                  | 1/4" O.D.                         |
| RAI  | Straight, Female                      | D516                                  | 5/16" O.D.                        |
| RAS  | Male Standpipe                        | D038                                  | 3/8" O.D.                         |
| RAT  | 45° Elbow, Thread/Push-in             | D012                                  | 1/2" O.D.                         |
| RAY  | Male Y                                |                                       |                                   |
| RBS  | Plug                                  | 00M5                                  | M5                                |
| RCA  | Blanking Cap                          | G018                                  | G 1/8                             |
| RDR  | Male Union Reducer                    | G014                                  | G 1/4                             |
| RDS  | Double Male Union                     | G038                                  | G 3/8                             |
| RED  | Reducer                               | G012                                  | G 1/2                             |
| RID  | Double Female Banjo                   | DA04                                  | 4 mm O.D.                         |
| RIW  | Female Banjo                          | DA06                                  | 6 mm O.D.                         |
| RLL  | Long Plug-In Elbow,Push-in/Male Conn. | DA08                                  | 8 mm O.D.                         |
| RLT  | Male Run Tee                          | DA10                                  | 10 mm O.D.                        |
| RMG  | Reducing, 3 Fold, Thread/Push-in      | DA12                                  | 12 mm O.D.                        |
| RMS  | Triple Reducing Manifold,Plug-in      |                                       |                                   |

# NOTICE TO PRODUCT USERS

## 1. WARNING: FLUID MEDIA

AVENTICS pneumatic devices are designed and tested for use with filtered, clean, dry, chemical free air at pressures and temperatures within the specified limits of the device. For use with media other than air or for human life support systems, AVENTICS must be consulted. Hydraulic cylinders are designed for operation with filtered, clean, petroleum based hydraulic fluid; operation using fire-resistant or other special types of fluids may require special packing and seals. Consult the factory.

## 2. WARNING: MATERIAL COMPATIBILITY

Damage to product seals or other parts caused by the use of non-compatible lubricants, oil additives or synthetic lubricants in the air system compressor or line lubrication devices voids the AVENTICS warranty and can result in product failure or other malfunction. See lubrication recommendations below.

**AIR LINE LUBRICANTS!** In service higher than 18 cycles per minute or with continuous flow of air through the device, an air line lubricator is recommended.\* (Do not use line lubrication with vacuum products.) However, the lubricator must be maintained since the oil will wash out the grease, and lack of lubrication will greatly shorten the life expectancy. The oils used in the lubricator must be compatible with the elastomers in the device. The elastomers are normally BUNA-N, NEOPRENE, VITON, SILICONE and HYTREL. AVENTICS recommends the use of only petroleum based oils without synthetic additives, and with an aniline point between 180° F and 210° F.

**COMPRESSOR LUBRICANTS!** All compressors (with the exception of special "oil free" units) pass oil mist or vapor from the internal crankcase lubricating system through to the compressed air. Since even small amounts of non-compatible lubricants can cause severe seal deterioration (which could result in component and system failure) special care should be taken in selecting compatible compressor lubricants.

## 3. WARNING: INSTALLATION AND MOUNTING

The user of these devices must conform to all applicable electrical, mechanical, piping and other codes in the installation, operation or repair of these devices.

**INSTALLATION!** Do not attempt to install, operate or repair these devices without proper training in the technique of working on pneumatic or hydraulic systems and devices, unless under trained supervision. Compressed air and hydraulic systems contain high levels of stored energy. Do not attempt to connect, disconnect or repair these products

when a system is under pressure. Always exhaust or drain the pressure from a system before performing any service work. Failure to do so can result in serious personal injury.

**MOUNTING!** Devices should be mounted and positioned in such a manner that they cannot be accidentally operated.

## 4. WARNING: APPLICATION AND USE OF PRODUCTS

The possibility does exist for any device or accessory to fail to operate properly through misuse, wear or malfunction. The user must consider these possibilities and should provide appropriate safe guards in the application or system design to prevent personal injury or property damage in the event of a malfunction.

## 5. WARNING: CONVERSION, MAINTENANCE AND REPAIR

When a device is disassembled for conversion to a different configuration, maintenance or repair, the device must be tested for leakage and proper operation after being reassembled and prior to installation.

**MAINTENANCE AND REPAIR!** Maintenance periods should be scheduled in accordance with frequency of use and working conditions. All AVENTICS products should provide a minimum of 1,000,000 cycles of maintenance free service when used and lubricated as recommended. However, these products should be visually inspected for defects and given an "in system" operating performance and leakage test once a year. Where devices require a major repair as a result of the one million cycles, one year, or routine inspection, the device must be disassembled, cleaned, inspected, parts replaced as required, rebuilt and tested for leakage and proper operation prior to installation. See individual catalogs for specific cycle life estimates.

## 6. PRODUCT CHANGES

Product changes including specifications, features, designs and availability are subject to change at any time without notice. For critical dimensions or specifications, contact factory.

\*Many AVENTICS pneumatic valves and cylinders can operate with or without air line lubrication; see individual sales catalogs for details.

-Refer to the appropriate service manual for parts and service information, most are available for download from [www.aventics.com/us/downloads](http://www.aventics.com/us/downloads)

## WARRANTIES

7.1 Emerson warrants that:

- Emerson will transfer title to the Goods (excluding Software and Firmware) to Customer under Clause 4 of our Terms and Conditions of Sale\*;
- Goods, Documentation and Services will conform with the Specification;
- Goods made by Emerson or its Affiliates will, under normal use and care, be free from defects in materials or workmanship; and
- Emerson and its Affiliates' Personnel delivering Services are trained and will use reasonable skill and care.

7.2 **Warranty Periods.** Unless otherwise specified by Emerson, the warranties in Clause 7.1 apply as follows:

- Goods:** until the earlier of 12 months from the first installation or 18 months from delivery (90 days from delivery in the case of consumables);
- Services:** for 90 days from completion of the Services;
- Goods repaired, replacement items and Services re-performed:** from delivery of the replacement or completion of the repair or re-performance, for 90 days or until the end of the original warranty period (if later).

7.3 **Warranty Procedure.** Clause 7.3 applies if, within the warranty period, Customer discovers any non-conformity with a warranty in Clause 7.1, tells Emerson in writing and, in the case of Goods, returns the non-conforming items at Customer's cost, freight and insurance pre-paid, to the repair facility chosen by Emerson. Where this Clause applies, Emerson will, at its sole option, either:

- correct any non-conforming Documents and Services; or
- repair or replace non-conforming Goods FCA (Incoterms® 2010) at the repair location; or
- instead refund the price of the non-conforming item.

### 7.4 Exclusions from Warranty.

- The warranties in Clause 7.1(b), (c) and (d) exclude and Customer will pay the cost of all repairs and replacements caused by any of the following: normal wear and use; inadequate maintenance; unsuitable power sources or environmental conditions; improper handling, storage, installation, or operation; misuse or accident caused by anybody except Emerson; a modification or repair not approved by Emerson in writing; materials or workmanship made, provided or specified by Customer; contamination; the use of unapproved parts, firmware or software; Cyber Attack; any other cause not the fault of Emerson.
- Emerson will not pay any costs relating to non-compliance with a warranty in Clause 7.1, except where agreed in writing in advance. Unless accepted in writing by Emerson, Customer will pay:
  - all costs of dismantling, freight, reinstallation and the time and expenses of Emerson Personnel for travel under Clause 7; and
  - all costs incurred by Emerson in correcting nonconformities for which Emerson is not responsible under Clause 7 and in examining items that comply with the warranties in Clause 7.1.
- If Emerson relies on wrong or incomplete information supplied by Customer, all warranties are void unless Emerson agrees otherwise in writing.
- Customer alone is responsible for the selection, maintenance and use of the Goods.
- Resale Products carry only the warranty given by the original manufacturer. Emerson has no liability for Resale Products beyond making a reasonable commercial effort to arrange procurement and shipping of the Resale Products.

7.5 **Disclaimer.** The limited warranties set out in this Clause 7 are the only warranties made by Emerson and can be changed only with Emerson's signed written agreement. THE WARRANTIES AND REMEDIES IN CLAUSE 7 ARE EXCLUSIVE. THERE ARE NO REPRESENTATIONS OR WARRANTIES OF ANY KIND, EXPRESS OR IMPLIED, ABOUT MERCHANTABILITY, FITNESS FOR PARTICULAR PURPOSE OR ANYTHING ELSE FOR ANY OF THE GOODS, DOCUMENTATION OR SERVICES.

\*Additional conditions apply - for full details, visit our website to download our Terms and Conditions of Sale:

For U.S.: [www.aventics.com/us/downloads](http://www.aventics.com/us/downloads) | For Canada: [www.aventics.com/ca](http://www.aventics.com/ca) | (AVENTICS Corporation is owned by Emerson Electric Co.)

**AVENTICS Corporation**

1953 Mercer Road  
Lexington, KY 40514  
Tel 859.254.8031  
Fax 800.489.1488  
www.aventics.com/us  
info.us@aventics.com



**AVENTICS Incorporated**

5515 North Service Rd  
Suite #104  
Burlington, Ontario L7L 6G4  
Tel 905.332.0399  
Fax 905.332.8596  
www.aventics.com/ca  
info.ca@aventics.com

**AVENTICS México, S. de R.L. de C.V.**

AV. Paseo de la Reforma 250, Esquina Niza  
Deleg. Cuauhtémoc  
06280 México, D.F.  
Tel 866.873.0635  
www.aventics.com/mx  
info.mx@aventics.com

Further contacts:

[www.aventics.com/en/contact](http://www.aventics.com/en/contact)

The data specified only serve to describe the product. No statements concerning a certain condition or suitability for a certain application can be derived from our information. The information given does not release the user from the obligation of own judgment and verification. It must be remembered that our products are subject to a natural process of wear and aging.