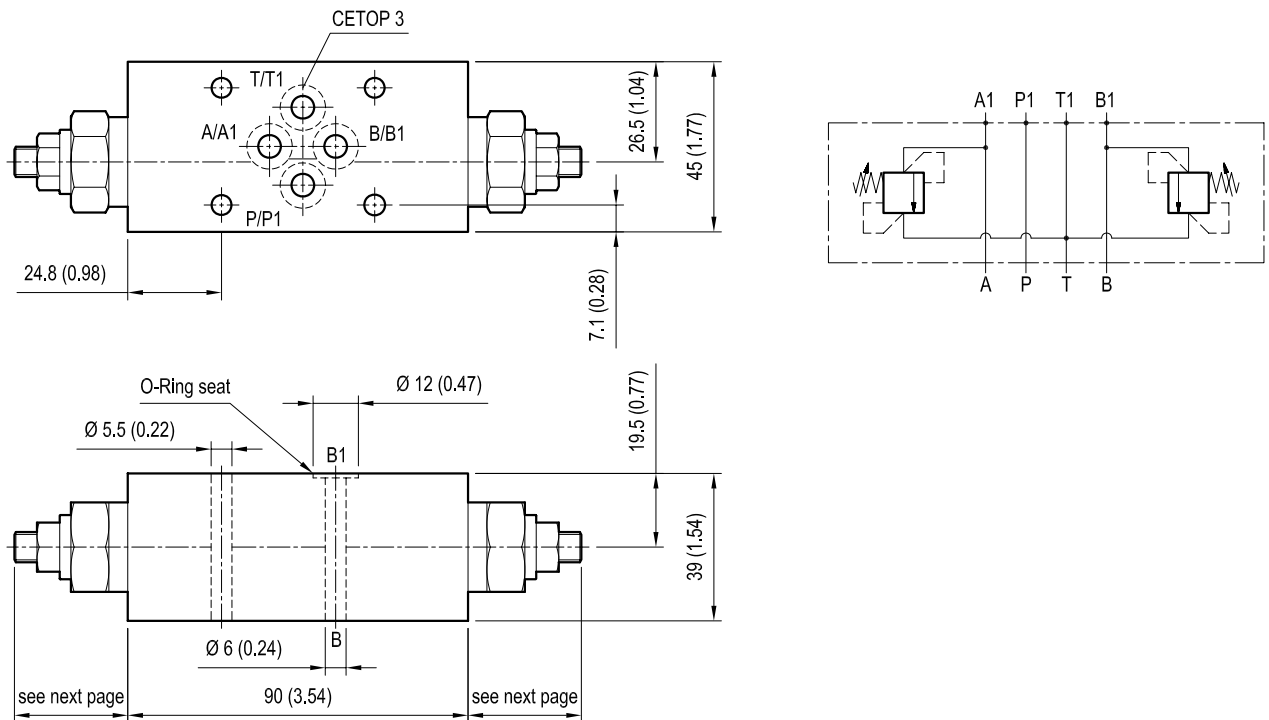


# Sandwich valves, relief valve module

EM-VSBN-08A-CETOP 3

OP.02.01 - X - 29 - Z

## Dimensions



[ mm (inches) ]

## Technical data

Max flow: up to 20 l/min (5 gpm)

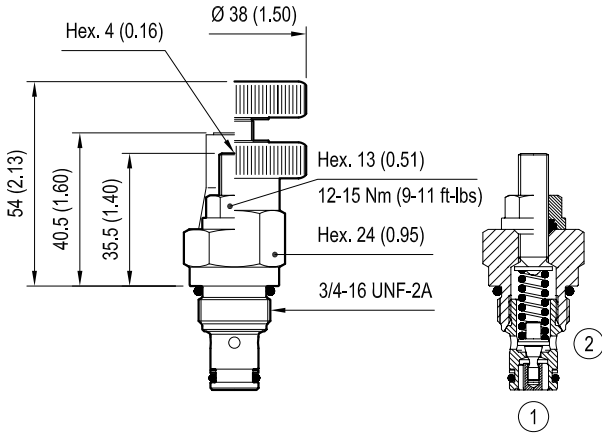
Max operating pressure: 210 bar (3000 psi)



Standard manifolds in high strength **aluminium**.

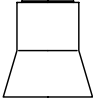
For working pressure up to 350 bar (5000 psi) and for fatigue applications with any working pressure, steel manifolds are available upon request.

Weight: 0.53 kg (1.17 lbs)

**VSNB-08A code 04.11.49-X-56-Z**

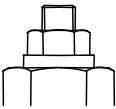
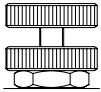


X		VSNB-08A ADJUSTMENTS
03	Leakproof hex. socket screw	
04	Handknob and locknut	

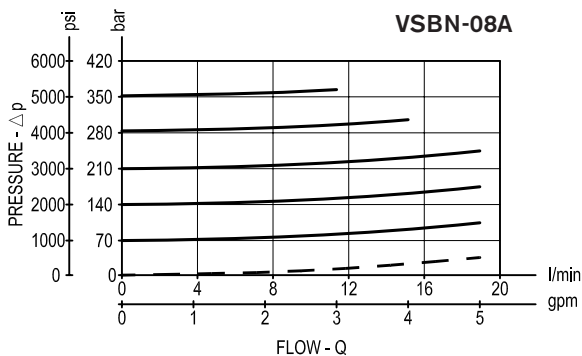
OPTIONS	
Ordering code	Description
11.04.23.002	 Tamper resistant cap

For other details see data sheet RE 18318-04

[ mm (inches) ]

Z		SPRINGS		
		Adjust pressure range bar (psi)	Pressure increase bar (psi)	Standard setting bar (psi) Q = 5 l/min
	04	10-70 (145-1000)	26 (375)	50 (725)
	10	35-140 (500-2000)	50 (725)	100 (1450)
	20	105-210 (1500-3000)	79 (1145)	200 (2900)
	35	175-350 (2500-5000)	170 (2465)	350 (5000)
	35	35-350 (500-5000)	72 (1044)	200 (2900)

**Performance graph**



### Ordering code

OP.02.01	X	29	Z
----------	---	----	---

**Sandwich valves relief valve module**

**Cartridge adjustments** (see page 2)

= 03	Leakproof hex. socket screw
= 04	Handknob and locknut

**Springs** (see table on page 2)

**Flange CETOP 3 (DOT3)**

### Preferred types (readily available)

Type	Material number
OP0201032910	R934002674
OP0201032920	R934002675
OP0201032935	R934002676

Type	Material number

Further types available by request

