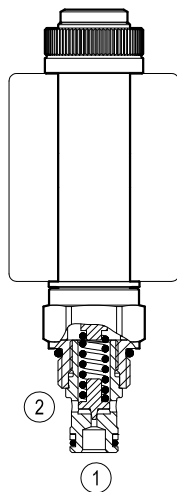


Proportional valves direct acting relief

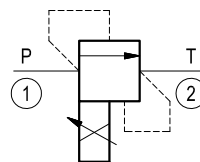
Common cavity, Size 08

VEP-5B-2S-D

OD.94.01.18 - Y - Z



Version 01



General

Weight	kg (lbs)	0.23 (0.51)
Installation orientation		Optional
Ambient temperature range	°C (°F)	-30 to 60 (-22 to 140)

Hydraulic

Max. operating pressure	bar (psi)	350 (5000)
Flow range	l/min.(gpm)	See flow diagram
Max. internal leakage (*)	cm ³ /min. (cu.in./min.)	5 (0.3)
Fluid temperature range	°C (°F)	-20 to 80 (-4 to 176)

Fluids Mineral-based or synthetics with lubricating properties at viscosities of 15 to 380 mm²/s (cSt)

Installation torque Nm (ft-lbs) 39-51 (29-38)

Recommended degree of fluid contamination Nominal value max. 10µm (NAS 8) ISO 4406 19/17/14

Cavity CA-08A-2N see RE 18325-70

Lines bodies and standard assemblies Please refer to section "Hydraulic integrated circuit" or consult factory

Seal kit code material no. RG08A2010520100 R901101437

Seal kit coil code material no. RG19A1PNBR7010 R934003964

Other technical data See data sheet RE 18350-50

(*) at 20% of pressure setting. Oil at 46 cSt

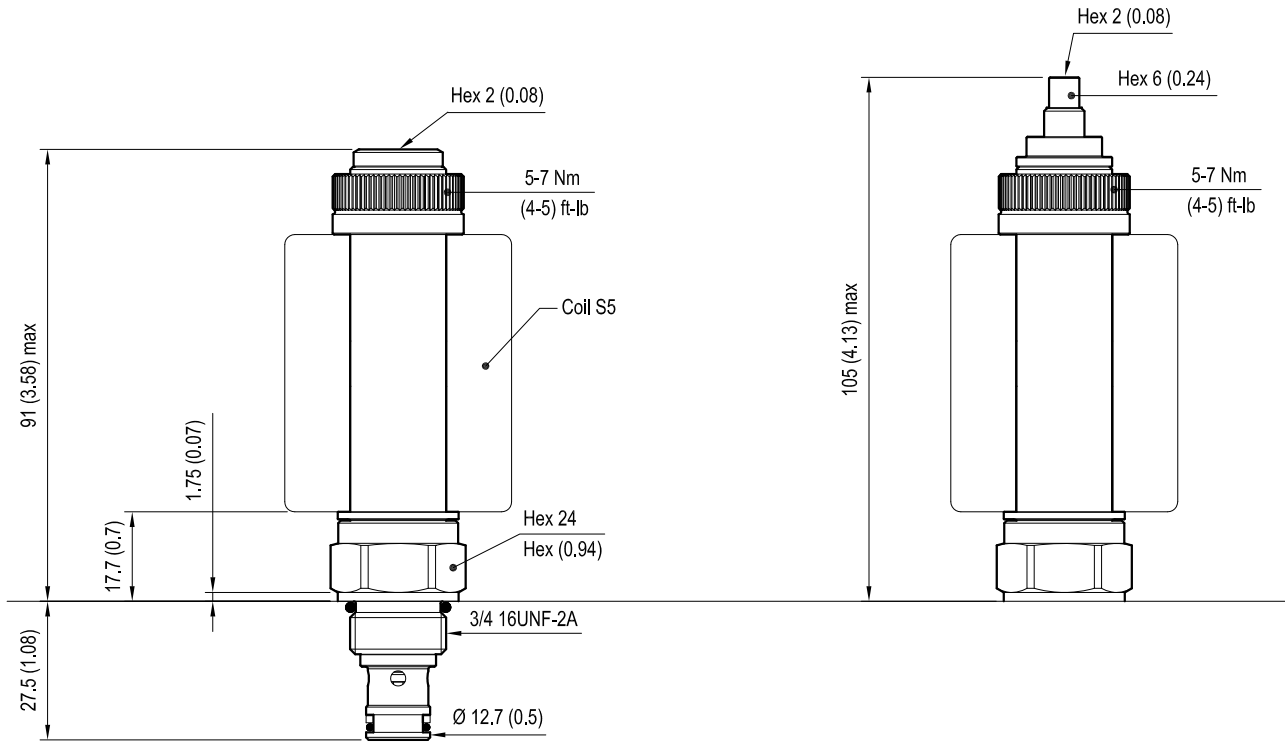
Electrical

Type of voltage	DC voltage
Coil type	S5
Supply voltage	12 DC
Nominal voltage	± 10%
Power consumption	W 23
Duty cycle	% 100
Type of protection	See data sheet RE 18325-90

Note: Coils must be ordered separately.

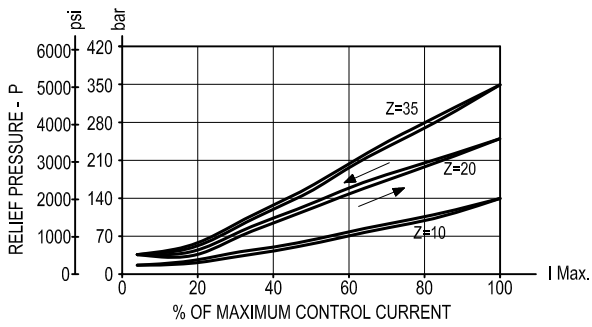
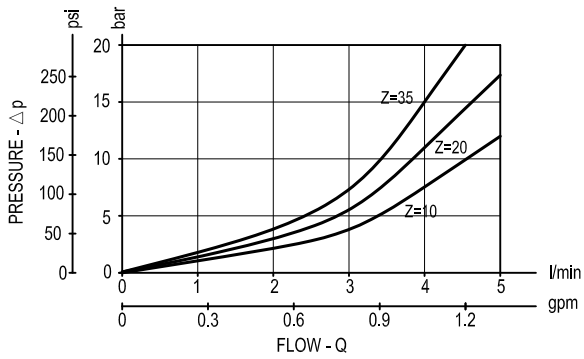
Dimensions

Proportional valves direct acting relief



[mm (Inches)]

Performance graphs



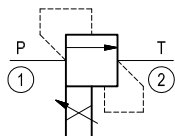
PMW Frequency: 120-150 Hz
Hysteresis: < 5%

- Note (1): It is recommended to use coil 12 DC.
- Note (2): It is recommended to bleed air carefully before operation.
- Note (3): Performance using coil without diode.

Ordering code

OD.94 | 01 | 18 | Y | Z

Proportional valves direct acting relief



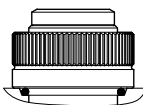
Common cavity: CA-08A-2N

	Operating range				
	Pressure range bar (psi)	Voltage V	I Min. A (±10%)	I Max. A (±10%)	Internal orifice mm (Inch)
= 10	15-140 (220-2000)	12	0.25	1.8	2.5 (0.9)
= 20	30-250 (440-3600)	12	0.25	1.8	1.8 (0.7)
= 35	30-350 (440-5000)	12	0.25	1.8	1.5 (0.6)

Performance using coil without diode.

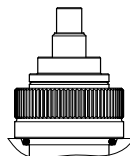
standard type

03 =



knob style manual override

04 =



Type	Material number
OD940118031000	R934001530
OD940118032000	R934001531
OD940118033500	R934001532
OD940118041000	R934001533
OD940118042000	R934001534
OD940118043500	R934001535

Type	Material number